

# Grade 3: Week 7 & 8

English



## Culture & Traditions and Houses



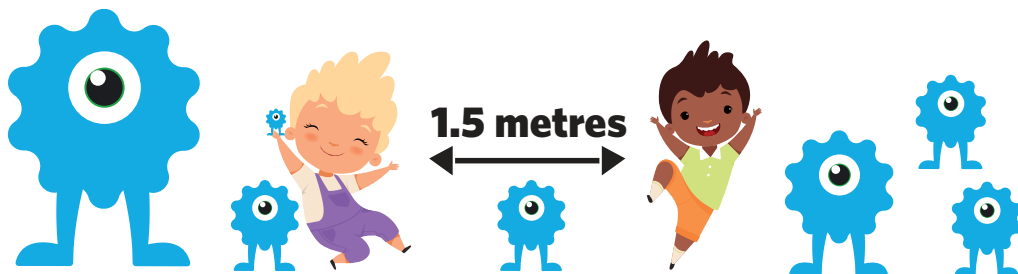

Ministry of Education,  
Arts and Culture



NAMIBIAN  
COMMUNITY TRUST

unicef   
for every child





1

2

3

4

5

These numbers indicate which day you can complete each worksheet! But if you want to, you can work ahead and do the rest as well.

**This publication is a collaboration between the Ministry of Education, Arts and Culture and Namibia Media Holdings. This publication is sponsored by the Ministry.**

**Copyright © Ministry of Education, Arts and Culture.** All parts of this publication cannot be reproduced, stored in a retrieval system or transmitted in any form or by any means, electronic, mechanical, photocopying, recording or otherwise without prior permission of the Ministry of Education, Arts and Culture or the Publisher.

Production by: Namibia Media Holdings **NMH** NAMIBIA MEDIA HOLDINGS

Printing: Newsprint Namibia **newsprint** NAMIBIA





## Who will be the leader.

One day some animals and birds met in the forest. They wanted to elect their leader.

The elephant said, "I am the biggest land animal so I will be the leader". The peacock said, "I am the most beautiful bird in the forest and I can dance well so I will be the leader". The giraffe said, "I am the tallest animal in the forest so I should be the leader". The cuckoo said, "I can sing so sweetly, so I should be the leader". The lion said, "I am the most powerful animal in the forest, so I should be the leader". Can you guess who would be the next leader?

### Read the story and answer the questions:

1. Where did the animals meet?

---

2. Which animal is the tallest?

---

3. Why did the animals decide to gather in the forest?

---

5. Write your own ending to the story. Which animal do you think will be the best leader and why?

---



**Sight words:**

one  
 should  
 will  
 I  
 be  
 very  
 the  
 can  
 so  
 you  
 am

**Vocabulary:**

leader  
 forest  
 animals  
 elect  
 biggest  
 beautiful  
 tallest  
 powerful





# Rearrange the sentences



The bag      a      tag      has

\_\_\_\_\_

\_\_\_\_\_

\_\_\_\_\_




a hat      The      cat      has

\_\_\_\_\_

\_\_\_\_\_

\_\_\_\_\_



is      in the      Ham      pan

\_\_\_\_\_

\_\_\_\_\_

\_\_\_\_\_



Pam      is in      lab      the

\_\_\_\_\_

\_\_\_\_\_

\_\_\_\_\_



a pool      has      The      boy

\_\_\_\_\_

\_\_\_\_\_

\_\_\_\_\_



## Choose the best answer for each of the sentences below.

- The dog wagged \_\_\_\_\_ tail to show how happy he was.  
**its/it's/its'**
- The book is \_\_\_\_\_ but you're welcome to read it.  
**mine, yours, my**
- Please return \_\_\_\_\_ phone at once!  
**my/mine/its**
- \_\_\_\_\_ bike is so dirty I can't tell what colour it is!  
**your/mine/its/my**
- When the dog saw the skunk, it stopped in \_\_\_\_\_ tracks.  
**it's/him/its/its'**
- Your bike is a lot faster than \_\_\_\_\_.  
**my/it/mine/its**
- Your house is much bigger than \_\_\_\_\_ is.  
**theres/ours/them/they**
- I looked everywhere for my keys, but could only find \_\_\_\_\_ .  
**your/yours/them**
- I saw her dog at \_\_\_\_\_ house.  
**yourself/yours/your/you're**
- I never found out \_\_\_\_\_ wallet that was.  
**who's/whose/who**
- \_\_\_\_\_ dog is always so friendly.  
**there/they're/their**
- \_\_\_\_\_ book is on my desk?  
**who's/whos/whose**
- My sister gets along well with \_\_\_\_\_.  
**you're/you/yours**
- \_\_\_\_\_ bullying of him was not acceptable.  
**there/them/their**



## Sound the 3-letter words.

a



cat



hat



mat



can



fan



van



cap



map



lap

e



bed



red



Ted



pen



hen

10



pet



wet



net

i



hit



pit



sit



big



pig



wig



fin



pin



win

o



hop



mop



top



dog



jog



log



dot



hot



pot

u



cut



hut



nut



bug



mug



rug



fun




run



sun



Draw yourself in your  
traditional wear.



Week 7

Grade 3

Write 2 sentences about your culture:

1. \_\_\_\_\_

2. \_\_\_\_\_



# Colours

3

m	r	x	b	l	f	u	g	b	c	b	d
z	i	x	f	m	o	u	h	q	n	b	w
k	o	r	a	n	g	e	a	t	o	d	z
p	r	s	r	e	q	b	r	o	w	n	i
r	c	p	e	c	o	q	n	k	t	h	b
v	t	i	d	w	d	m	c	g	q	t	l
h	t	n	n	z	w	h	i	t	e	o	a
g	d	k	q	z	u	q	k	b	s	n	c
g	r	e	e	n	o	f	f	b	m	l	k
c	i	q	e	n	y	e	l	l	o	w	v
j	p	z	d	g	y	d	i	k	d	y	z
x	b	l	u	e	w	y	q	q	j	r	v



green  
blue  
red

yellow  
orange  
white

black  
brown  
pink



Week 7

Grade 3




# Number names

Find the word in the word search puzzle.  
(Words only run across and down.)

e	i	g	h	t	e	e	n	f
l	s	i	x	t	e	e	n	o
e	e	t	w	e	l	v	e	u
v	t	w	e	n	t	y	e	r
e	f	i	f	t	e	e	n	t
n	i	n	e	t	e	e	n	e
t	h	i	r	t	e	e	n	e
s	e	v	e	n	t	e	e	n

Grade 3 Week 7

- 11
- 12
- 13
- 14
- 15
- 16
- 17
- 18
- 19
- 20





## Computation

$$\begin{array}{r} 14 \\ + 12 \\ \hline \\ \hline \end{array}$$

$$\begin{array}{r} 46 \\ + 33 \\ \hline \\ \hline \end{array}$$

$$\begin{array}{r} 34 \\ + 12 \\ \hline \\ \hline \end{array}$$

$$\begin{array}{r} 51 \\ + 25 \\ \hline \\ \hline \end{array}$$

$$\begin{array}{r} 42 \\ + 36 \\ \hline \\ \hline \end{array}$$

$$\begin{array}{r} 56 \\ + 43 \\ \hline \\ \hline \end{array}$$

$$\begin{array}{r} 23 \\ + 15 \\ \hline \\ \hline \end{array}$$

$$\begin{array}{r} 72 \\ + 34 \\ \hline \\ \hline \end{array}$$

$17 - 10 = \square$

$50 - 40 = \square$

$17 - 10 = \square$


$24 - 12 = \square$

$17 - 10 = \square$

$88 - 28 = \square$

$43 - 22 = \square$

$67 - 27 = \square$





# Problem solving

1. I found 53 frogs by the pond. Some of them hopped away and now there are 28 left. How many hopped away?

---

2. Some kites were flying in the air. 17 of them crashed and then there were 27 still flying. How many kites were flying before?

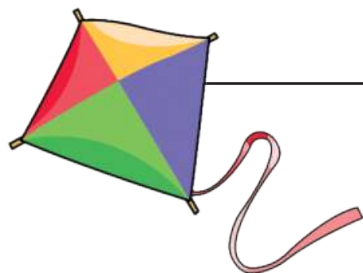
---

3. Mrs. Mason's garden has 67 green flowers and 23 yellow flowers. How many flowers does she have altogether?

---

4. The students earned some recess. Mr. Charlie gave them 15 minutes. Now they have 28 minutes of recess. How many minutes did the students earn?

---



# Months of the year

5

Read each clue and write the answer:

January	February	March	April	May	June
July	August	September	October	November	December

1. First month of the year: \_\_\_\_\_
2. Last month of the year: \_\_\_\_\_
3. Month after June: \_\_\_\_\_
4. Month before September: \_\_\_\_\_
5. Month between May and July: \_\_\_\_\_
6. Second month of the year: \_\_\_\_\_
7. Tenth month of the year: \_\_\_\_\_
8. Third month of the year: \_\_\_\_\_
9. Month between March and May: \_\_\_\_\_
10. Fifth month of the year: \_\_\_\_\_
11. Month before October: \_\_\_\_\_
12. Month before December: \_\_\_\_\_

Week 7

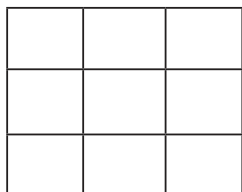
Grade 3




# Area

Compare areas of various different shapes by using squares:

**Area: is the amount of space inside a shape, measured in squares.**



9 squares

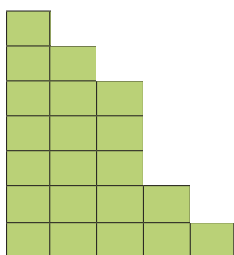


\_\_\_\_\_ squares

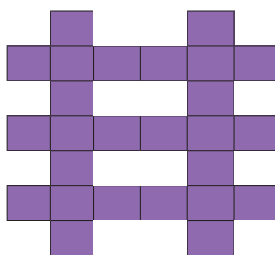
Week 7

Find the area of the following shapes in squares

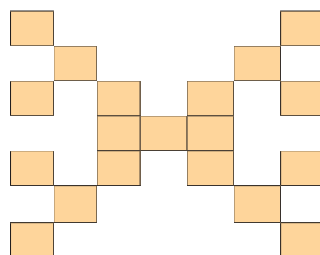
a) \_\_\_\_\_



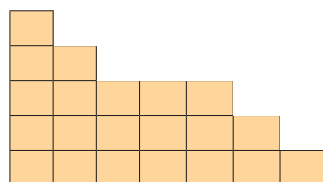
b) \_\_\_\_\_



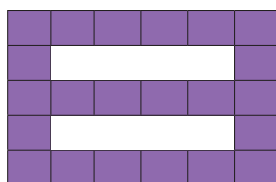
c) \_\_\_\_\_



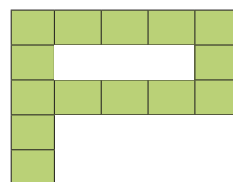
e) \_\_\_\_\_



f) \_\_\_\_\_



g) \_\_\_\_\_



Which shape has the greatest area? \_\_\_\_\_

Which shape has the smallest area? \_\_\_\_\_





# Houses

## Helena's house

My family and I live in a house. Our house has six rooms. Two bedrooms, bathroom, kitchen, living room, and dining room. We cook and eat in the kitchen. We enjoy watching television in the living room. My favourite room is my bedroom. It is where I read books and do my homework.

## Bud in the clay hut.

A bee lives in a huge hive. A bird lives in a nest. A spider lives in a web. So, Bud asked himself, where do I live? Bud is a boy, who lives in a hut. Everyday he hears the hum of the birds. He listens to it as he chews his gum. Bud and Rum are having fun. Bud told Rum this is my little hut. I made it of clay, and this is where I will always stay.



1. How many rooms does Helena's house have?

---

2. Which room is Helena's favourite?


---

3. Where does Bud live?

---

4. What does Bud listen to everyday?

---



# Vocabulary and Sight words

## Vocabulary

house  
rooms  
bathroom  
kitchen  
living room  
dining room  
bedroom  
hut

## Sight words

live  
asked  
boy  
our  
and  
enjoy  
everyday





# Regular verbs in simple present tense

1



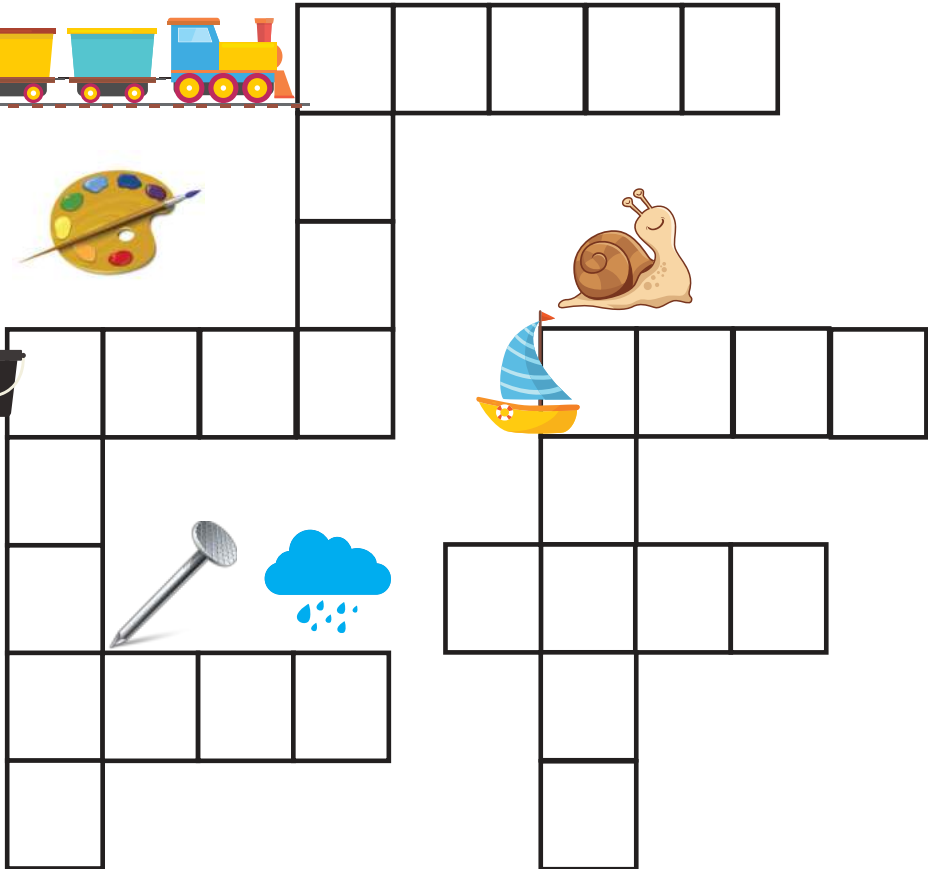
Fill in the blanks with the correct form of the verbs in Simple Present Tense:

help	eat	likes	leaves	works	need	live	need
------	-----	-------	--------	-------	------	------	------

- I always \_\_\_\_\_ my mother.
- She \_\_\_\_\_ tea but not coffee.
- He \_\_\_\_\_ very hard for his examination.
- You \_\_\_\_\_ very little. It is not good for you.
- She \_\_\_\_\_ the office at 5pm.



## Phonics crossword



## Word Bank

sail

rain

paint

train

pail

snail

tail

nail



# Creative writing

Write 8 sentences about your home and draw a picture in the block.

Explain with which material the house was built and the functions of the different rooms in the house.

---

---

---

---

---

---

---

---

Week 8

Grade 3



# Full stops, Capital letters, Commas and Question marks.

Rewrite the sentences and fill in the correct punctuation.



Week 8  
Grade 3

1. i am going to the shop

---

2. do mice bite

---

3. the capital of namibia is windhoek

---

4. joseph peter lucas and ben are friends

---

5. where do you live

---





# Phonics

Read the story below and identify all the "ai" sounds.

Queen-Clare with the fair hair sits on a chair while she paints her nails and puts on her pair of flat shoes. She has a pain in her leg. She must go to see her son in jail. He raided a ship to gain bait and hit a sailor with a chain. She must travel by train, but the ticket must be paid at the main ticket stall.

She moves as slow as a snail sails but calls the porter to aid her at the stairs. He helped her to hold onto the rail. There were clouds in the air and it rained and hailed pails and pails full while she waited. Her aim to see her son was in vain, the train never came. She went back home as she failed to see her son, now she will mail a letter to him instead.

Underline the words seen in the table in the story above

"ai" words (ay-sound)		"ai" words (e-sound)	
laid	snail	said	stairs
hail	frail	hair	air
mail	vain	pair	chair
nail	pain	fair	
paid	drain		

Week 8

Grade 3

Fill in the "ai" sounds in the following sentences:

1. The girls p\_\_\_\_\_nt their n\_\_\_\_\_ls again.
2. We will w\_\_\_\_\_t for the r\_\_\_\_\_n to stop.
3. If we do not learn hard we will f\_\_\_\_\_l.
4. The dog has a long t\_\_\_\_\_l.
5. You must wear the belt around your w\_\_\_\_\_st.
6. She doesn't like the pl\_\_\_\_\_n yogurt.
7. The postman brings the m\_\_\_\_\_l.
8. Don't be afr\_\_\_\_\_d of the dark.





# Computation

Complete the sums:

3

$$\begin{array}{r} 456 \\ - 64 \\ \hline \\ \hline \end{array}$$

$$\begin{array}{r} 273 \\ - 75 \\ \hline \\ \hline \end{array}$$

$$\begin{array}{r} 839 \\ - 48 \\ \hline \\ \hline \end{array}$$

$$\begin{array}{r} 521 \\ - 34 \\ \hline \\ \hline \end{array}$$

$$\begin{array}{r} 152 \\ - 78 \\ \hline \\ \hline \end{array}$$

$$\begin{array}{r} 431 \\ - 67 \\ \hline \\ \hline \end{array}$$

$$\begin{array}{r} 635 \\ - 95 \\ \hline \\ \hline \end{array}$$

$$\begin{array}{r} 418 \\ - 29 \\ \hline \\ \hline \end{array}$$

$$\begin{array}{r} 240 \\ + 64 \\ \hline \\ \hline \end{array}$$

$$\begin{array}{r} 645 \\ + 58 \\ \hline \\ \hline \end{array}$$

$$\begin{array}{r} 758 \\ + 73 \\ \hline \\ \hline \end{array}$$

$$\begin{array}{r} 541 \\ + 89 \\ \hline \\ \hline \end{array}$$

$$\begin{array}{r} 137 \\ + 67 \\ \hline \\ \hline \end{array}$$

$$\begin{array}{r} 254 \\ + 78 \\ \hline \\ \hline \end{array}$$

$$\begin{array}{r} 718 \\ + 92 \\ \hline \\ \hline \end{array}$$

$$\begin{array}{r} 899 \\ + 34 \\ \hline \\ \hline \end{array}$$





# Place values for numbers with 3 digits



Write the value of the underlined digit:

1. 537 = \_\_\_\_\_      4. 849 = \_\_\_\_\_      7. 335 = \_\_\_\_\_

2. 109 = \_\_\_\_\_      5. 752 = \_\_\_\_\_      5. 916 = \_\_\_\_\_

1. 412 = \_\_\_\_\_      6. 526 = \_\_\_\_\_      6. 293 = \_\_\_\_\_

Write the number in standard form:

1.  $200 + 10 + 3 =$  \_\_\_\_\_      6.  $100 + 20 + 7 =$  \_\_\_\_\_

2.  $500 + 80 + 7 =$  \_\_\_\_\_      7.  $600 + 10 + 6 =$  \_\_\_\_\_

3.  $300 + 90 + 1 =$  \_\_\_\_\_      8.  $200 + 60 + 8 =$  \_\_\_\_\_

4.  $700 + 50 + 6 =$  \_\_\_\_\_      9.  $800 + 30 + 3 =$  \_\_\_\_\_

5.  $900 + 20 + 4 =$  \_\_\_\_\_      10.  $400 + 40 + 4 =$  \_\_\_\_\_

Write each number in expanded form:

1. 413 = \_\_\_\_\_

2. 503 = \_\_\_\_\_

3. 215 = \_\_\_\_\_



# Length

Measure the pencils below with a ruler:



\_\_\_\_\_ cm



\_\_\_\_\_ cm



\_\_\_\_\_ cm



\_\_\_\_\_ cm



\_\_\_\_\_ cm



\_\_\_\_\_ cm



\_\_\_\_\_ cm



\_\_\_\_\_ cm



\_\_\_\_\_ cm

Week 8

Grade 3






























# Data handling

A pie shop sells a range of different pies.

Here are the sales figures for the number of pies sold for each day in a week:

Each  represents 20 pies.

Monday							
Tuesday							
Wednesday							
Thursday							
Friday							
Saturday							

Week 8

Grade 3

- How many pies were sold on Thursday? \_\_\_\_\_
- Which day was the most pies sold? \_\_\_\_\_  
How many pies were sold that day? \_\_\_\_\_
- How many more pies were sold on Thursday than on Wednesday?  
\_\_\_\_\_
- There were more pies sold on the last two days than on the first four days. True or False? \_\_\_\_\_
- How many pies were sold in total that week? \_\_\_\_\_



# 5-times tables

Count the fingers to help you complete the sum:

**1 x 5 =**



**2 x 5 =**




**3 x 5 =**




**4 x 5 =**




**5 x 5 =**




**6 x 5 =**



**7 x 5 =**



**8 x 5 =**



Grade 3 Week 8



Solve the following division problems by circling the sets of items.

Estimate to the nearest 10.

1. How many groups of 6 can you make with 36 stars?



6 groups

$36 \div 6 = 6$

Division equation:

2. How many groups of 4 can you make with 16 circles?



..... groups

[Empty rectangular box for the answer]

Division equation:

3. How many groups of 3 can you make with 9 diamonds?



..... groups

[Empty rectangular box for the answer]

Division equation:

3. 4. How many groups of 2 can you make with 12 hearts?



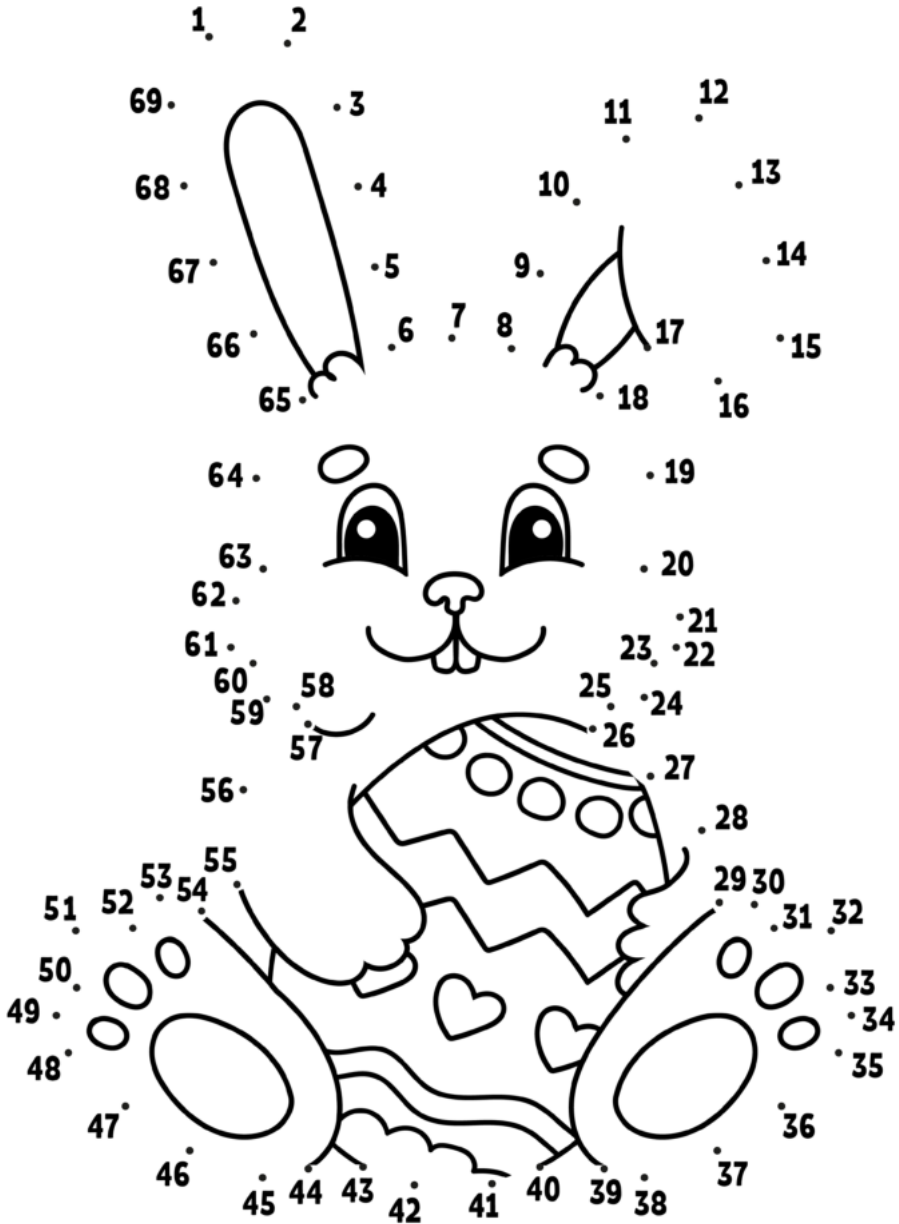
..... groups

[Empty rectangular box for the answer]

Division equation:



# Connect the dots and colour:

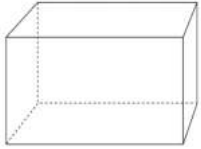


Grade 3 Week 8

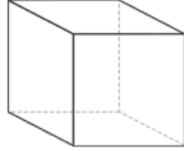


# Sides and angles

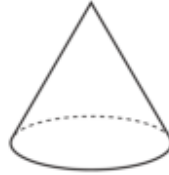
Cut and paste each real life object under the correct 3D shape:



Rectangular Prism



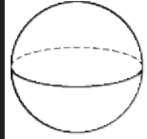
Cube



Cone



Cylinder



Sphere

--	--	--	--	--

Week 8

Grade 3








# ESTEEMED STAKEHOLDERS

On behalf of the Ministry of Education Arts and Culture, we wish to take this opportunity to thank you all, who have completed the survey as per our call. The survey has made it possible for all the schools that has completed it fully, to be able to receive the correct number of books in terms of quantities as well as the amount of books needed for languages used.

We are certain that there are schools that has not yet completed due to various challenges and we are kindly requesting the Principals of such schools to get in touch with our office at mobile number +264 81 850 3609 or by email [sophy@nmh.com.na](mailto:sophy@nmh.com.na) to be able to still receive their surveys so that we complete the process.

We are confident that this initiative by the Ministry of Education, Arts and Culture is embraced by all stakeholders and as a distribution partner, we look forward to a productive 2021.

**NMH** NAMIBIA  
MEDIA  
HOLDINGS



# Success begins with education

Parents will be able to visit the website and watch daily videos or they can subscribe to our Zoshy Telegram channel to receive daily videos. One can also download the PDF version of the book on the website. Also watch our daily show on Active Kids to watch your favourite lessons.



<https://t.me/zoshyonline>



ONLINE

For extra perks!

How does it work?



## Easy peasy steps to follow

## Register at zoshy

You can save your favourite lessons and find them easier



- Step 1: Find us at [www.zoshy.online](http://www.zoshy.online) or scan the QR code
- Step 2: Find your grade and select the year
- Step 3: Choose your language
- Step 4: Choose the week you want to learn out of
- Step 5: Choose lessons from what lessons there are
- Step 6: Download booklet if you do not have it
- Step 7: Watch and follow the teacher as she explains what to do in the book
- Step 8: Follow us on Facebook (Zoshy & Active Kids ) to never miss a video
- Step 9: Subscribe to our Zoshy Telegram channel if you want to receive daily updates



[www.zoshy.online](http://www.zoshy.online)

In collaboration with the Ministry of Education, Arts and Culture

PRINT

1

Turn the booklet to landscape.



2

Take a ruler & tear the booklet at the top long fold.



3

Fold the booklet in half.



4

The learning journey can start.



**STEPS**  
HOW TO TEAR & USE  
THE BOOKLET

