

Pre-primary/Grade 1: Week 7

English



My home



1	2	3	4	5
---	---	---	---	---

Lesson Number

This publication is a collaboration between the Ministry of Education, Arts and Culture and Namibia Media Holdings. This publication is sponsored by the Ministry of Education, Arts and Culture and UNICEF.

Copyright © Ministry of Education, Arts and Culture. All parts of this specific publication cannot be reproduced, stored in a retrieval system or transmitted in any form or by any means, electronic, mechanical, photocopying, recording or otherwise without prior permission of the Ministry of Education, Arts and Culture or the Publisher.

Production by: Namibia Media Holdings

Printing: Newsprint Namibia



Reading comprehension

1

3

CASTLE

I see a castle.
The castle is big.
The castle is grey.
There is a gate in the castle.



Circle the correct answer

1. I see

- a. a house
- b. a mountain
- c. a castle

2. The castle is


- a. small
- b. big and grey
- c. blue

3. What is in the castle


- a. a car
- b. a tree
- c. a gate

Circle the correct noun for each picture.

Write the word on the line.



bucket
buckets




shovel
shovels




flipper
flippers



umbrella
umbrellas



sun
suns



float
floats



swimsuit
swimsuits



glass
glasses



tree
trees

Write two sentences using either a singular or plural noun:

1. _____


2. _____

The number 7

1

5

Colour in the number seven.



7



Write the number 7 on the lines.









ODD AND EVEN NUMBERS

Colour the door or window with even numbers.

1



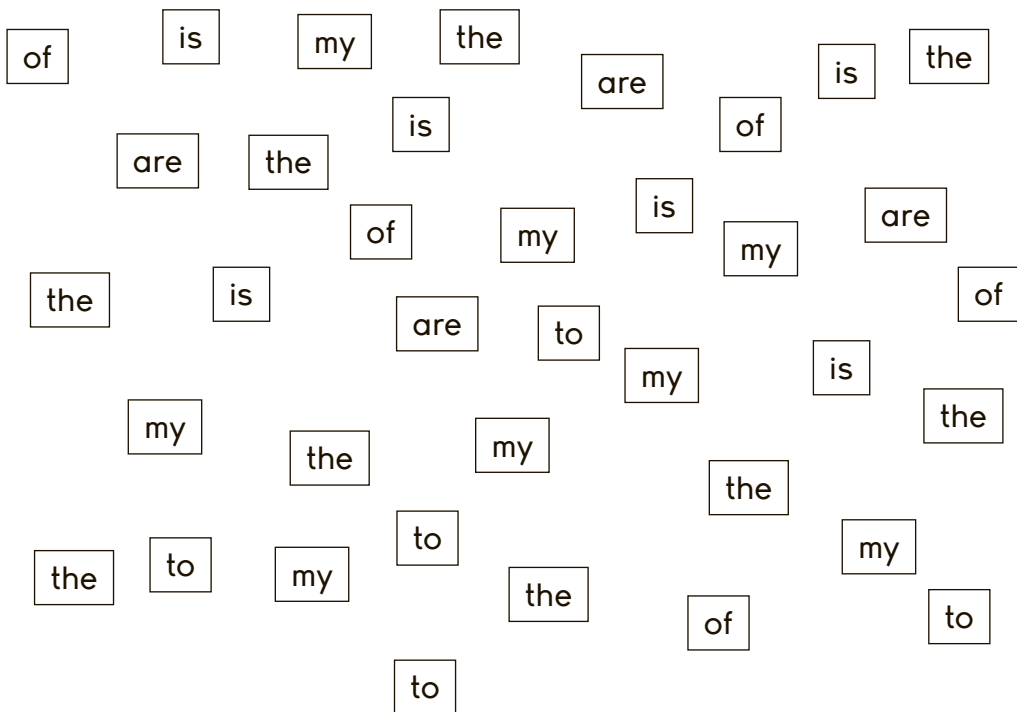
Colour and count the flowers. Circle odd or even and write the number of flowers on the lines.



Sight words find

2

Choose a colour for each sight word. Find and colour each one. Then count and write how many you found. Circle the word you found the most of.



How many of each word did you find?

 to

 the

 of



 my

 is


 are

All about the letter 'h'

Trace the dotted lines on the letter H.
Then write your own h next to it.



Write the letter H in
the space below.



a t

Circle all the letter h's in the
word below.

hot

her


he

with

here

how

All these objects have the letter H in their name.
Circle the H in the name, then color in the object.



H


h



house



hills



hippo



Which weighs more

2

Circle the object that is heavier.



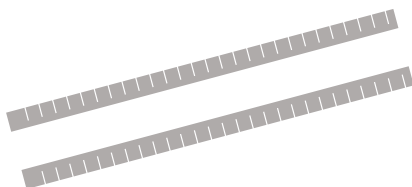

or



or



or




or



or











or



Which is heaviest

Colour in the animal which is the heaviest in the picture.







Addition



2



13



Count, add and write the correct answer in the box.



	+		=	<input type="text" value="4"/>
---	---	---	---	--------------------------------

	+		=	<input type="text"/>
---	---	---	---	----------------------

	+		=	<input type="text"/>
---	---	---	---	----------------------

	+		=	<input type="text"/>
--	---	--	---	----------------------


	+		=	<input type="text"/>
---	---	---	---	----------------------

	+		=	<input type="text"/>
---	---	---	---	----------------------


Count the objects. Write the number on the blank line.




$$1 + 0 = \underline{\quad}$$




$$3 + 2 = \underline{\quad}$$




$$2 + 1 = \underline{\quad}$$



$$5 + 4 = \underline{\quad}$$



$$3 + 3 = \underline{\quad}$$



$$1 + 5 = \underline{\quad}$$



My house is where my family lives. It is blue.
There are four bedrooms. We have a kitchen and three bathrooms.
Our family room is where we like to watch television together.
When people come over, we eat in the dining room.
We have a playroom in the basement.
We have a swing in the backyard.
I love my house.

Now answer the questions about the story:

1. What colour is the house?

2. Who lives in the house?

3. How many bedrooms are in the house?

4. What is in the backyard?

5. What happens in the family room?

Genders

The gender of a person or an animal tells us whether it is a male or a female. Circle the word that matches the picture.



boy

girl



man

woman



lion

lioness




peacock

peahen



father

mother




king

queen



bridegroom

bride



bull

cow



monk

nun



Is father a man or a woman?

Are you a boy or a girl?

Male Nouns

Father

Man

Boy

Female Nouns

Mother

Woman

Girl

Match each male to a female correctly with a line

Boys

Father

grandfather

Uncle

Man

Mr Yadav

King

brother

Grandmother

Woman

Ms Yadav

Sister

Girls

Mother

Queen

aunt

Ordinal numbers

3



First



Second



Third



Fourth



Fifth

Write the ordinal number indicated by the colored cupcakes.



Third



Ordinal Numbers

3

Write the ordinal number indicating the position of the starfish in each row.



1st
First



2nd
Second



3rd
Third



4th
Fourth













5th
Fifth































Count and colour the pictures.



How many? Write the number.











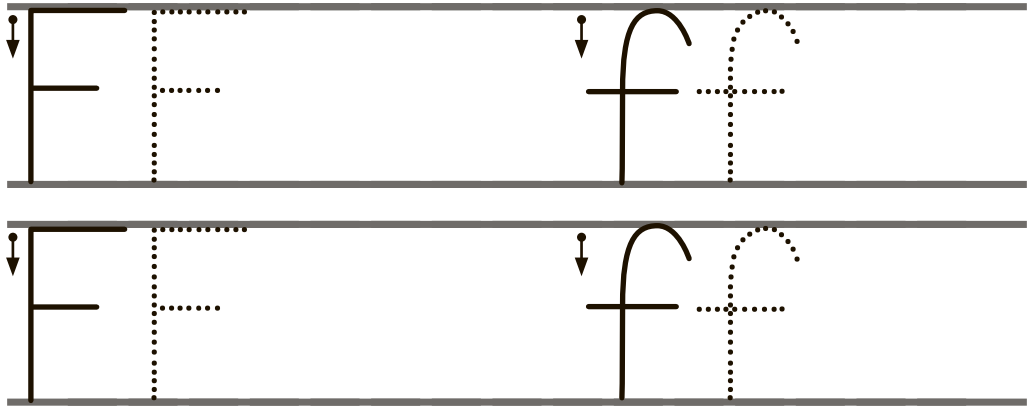





All about the letter 'f'

4

Trace the dotted lines on the letter F.
Then write your own f next to it.



Write the letter f in
the space below.



 i s h

Circle all the letter f's in the
word below.

first

for

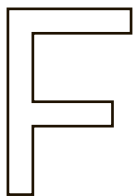
if

of

life

fall


All these objects have the letter F in their name.
Circle the F in the name, then color in the object.



F



f





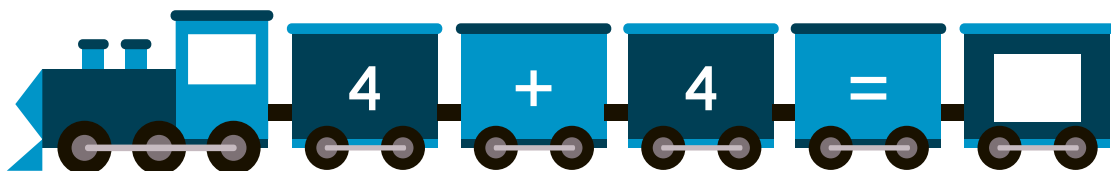

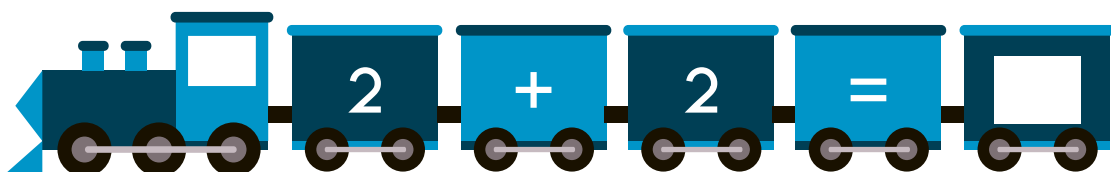

flower



leaf

frog









$1 + 1 =$




$2 + 2 =$



$3 + 3 =$



$4 + 4 =$



$5 + 5 =$

How many pets?

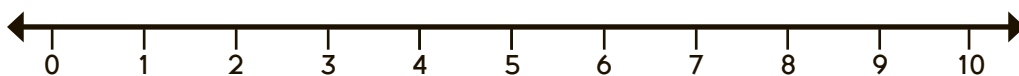
5

Meg has 3 cats. Tom has 3 dogs. How many pets are there in all?

Draw a picture of the pets

	Total pets
--	------------

Use a number line.



Write the equation.

_____ + _____ = _____

Write the answer.

_____ Pets


Sequencing

5


25

Cut and paste the pictures in order


1



2



3



Word search

5

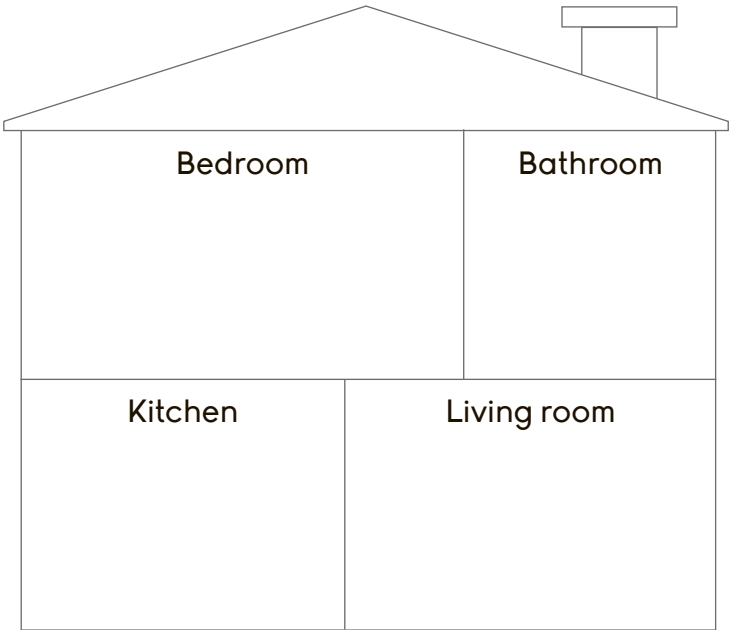
b	k	r	o	o	f	s
w	i	n	d	o	w	i
a	t	h	o	u	s	e
l	c	a	t	d	r	j
l	h	f	l	o	o	r
b	e	d	r	o	o	m
h	n	t	e	r	m	n

Can you find these words?

window	door	kitchen	room	house
roof	wall	bedroom	floor	cat


Around the house

Cut and paste the objects in the correct room in the house.



Write the number sentences. Solve the problems.

4 girls sat at their desks.
3 boys sat at their desks.



How many children?

$$\underline{\quad} + \underline{\quad} = \underline{\quad}$$


6 pencils.
Add 2.



How many pencils?

$$\underline{\quad} + \underline{\quad} = \underline{\quad}$$

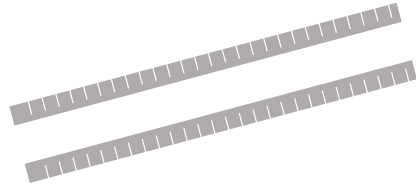
2 apples for the teacher.
3 for the children.



How many apples?

$$\underline{\quad} + \underline{\quad} = \underline{\quad}$$


3 rulers.
Add 7.



How many rulers?

$$\underline{\quad} + \underline{\quad} = \underline{\quad}$$

5 apples at lunch.
4 apples were eaten.



How many apples were left?


$$\underline{\quad} - \underline{\quad} = \underline{\quad}$$

9 gold stars on the desk.
6 gold stars put on homework.




How many gold stars are left?

$$\underline{\quad} - \underline{\quad} = \underline{\quad}$$



How to teach your child the importance of self care

The illustration features a soft, pink and purple watercolor-style background. At the top, the title 'How to teach your child the importance of self care' is written in a bold, black, sans-serif font. In the upper right corner, a small black circle contains the page number '31'. Scattered throughout the background are numerous small, blue, gear-like creatures with one large eye and two legs, and several red hearts of various sizes. In the center, a large white speech bubble with a black outline contains the text: 'We can't hug your friends but you can still give yourself some love by giving yourself a hug.' Below the speech bubble, two children are depicted. On the left is a young boy with dark skin and short dark hair, wearing a green t-shirt and tan shorts; he is holding a large red heart with both hands and has a small heart floating above his head. On the right is a young girl with light skin and short brown hair, wearing a blue t-shirt and tan shorts; she is also holding a large red heart with both hands and has a yellow bow in her hair and a small heart floating above her head. The overall theme is self-love and self-care during a time of social distancing.

**We can't hug your friends
but you can still give
yourself some love by
giving yourself a hug.**

Success begins with education

Parents will be able to visit the website and watch daily videos from a teacher that will teach their children about various topics in the booklet. One can also download the PDF version of the book on the website.

Start learning anywhere - on your smartphone, tablet or desktop computer at home or follow the instructions on each printed page.



ONLINE

How does it work?

Register at zoshy

You can save your favourite lessons and find them easier

Easy peasy steps to follow

- Step 1:** Find us at www.zoshy.online or scan the QR code
- Step 2:** Find your grade
- Step 3:** Choose which book you want to learn out of today
- Step 4:** Choose lessons from what lessons there are
- Step 5:** Download booklet if you do not have it
- Step 6:** Watch and follow the teacher as she explains what to do in the book
- Step 7:** Follow us on Facebook (Zoshy) to never miss a video and join the community



www.zoshy.online

In collaboration with the Ministry of Education, Arts and Culture

PRINT

1

Turn the booklet to landscape.



STEPS
HOW TO TEAR & USE
THE BOOKLET

2

Take a ruler & tear the booklet at the top long fold.



3

Fold the booklet in half.



4

The learning journey can start.

