

Grade 3: Week 3&4

English



My school & Summer



Ministry of Education,
Arts and Culture

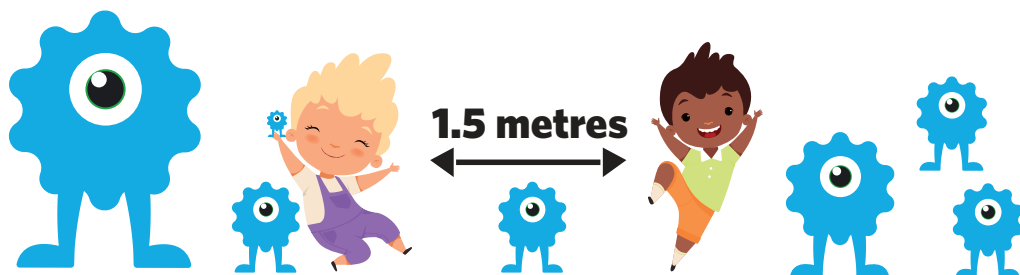


NAMIBIAN
COMMUNITY TRUST



for every child





These numbers indicate which day you can complete each worksheet! But if you want to, you can work ahead and do the rest as well.

This publication is a collaboration between the Ministry of Education, Arts and Culture and Namibia Media Holdings. This publication is sponsored by the Ministry.

Copyright © Ministry of Education, Arts and Culture. All parts of this publication cannot be reproduced, stored in a retrieval system or transmitted in any form or by any means, electronic, mechanical, photocopying, recording or otherwise without prior permission of the Ministry of Education, Arts and Culture or the Publisher.

Production by: Namibia Media Holdings **NMH** NAMIBIA MEDIA HOLDINGS

Printing: Newsprint Namibia **newsprint** NAMIBIA



Family

English Second Language

Our Visit to the Library

Today Peter's class visited the library. There are 40 children in Peter's class. It was a very interesting day. They had so much fun taking turns to push Ruana's wheelchair. The shelves were full of books. The librarian showed them the books for 8 to 10 years old. Peter found an interesting book about cars. Linda chose a book with easy recipes for kids. The librarian told them that the library is a very important place in the community. She told them that children who read books become clever.

Answer the questions below:

1. Who went to the library? _____
2. What did they find in the library?

3. Who told them that the library is an important place?

4. Which book did Peter choose? _____
5. Whose wheelchair did they push?

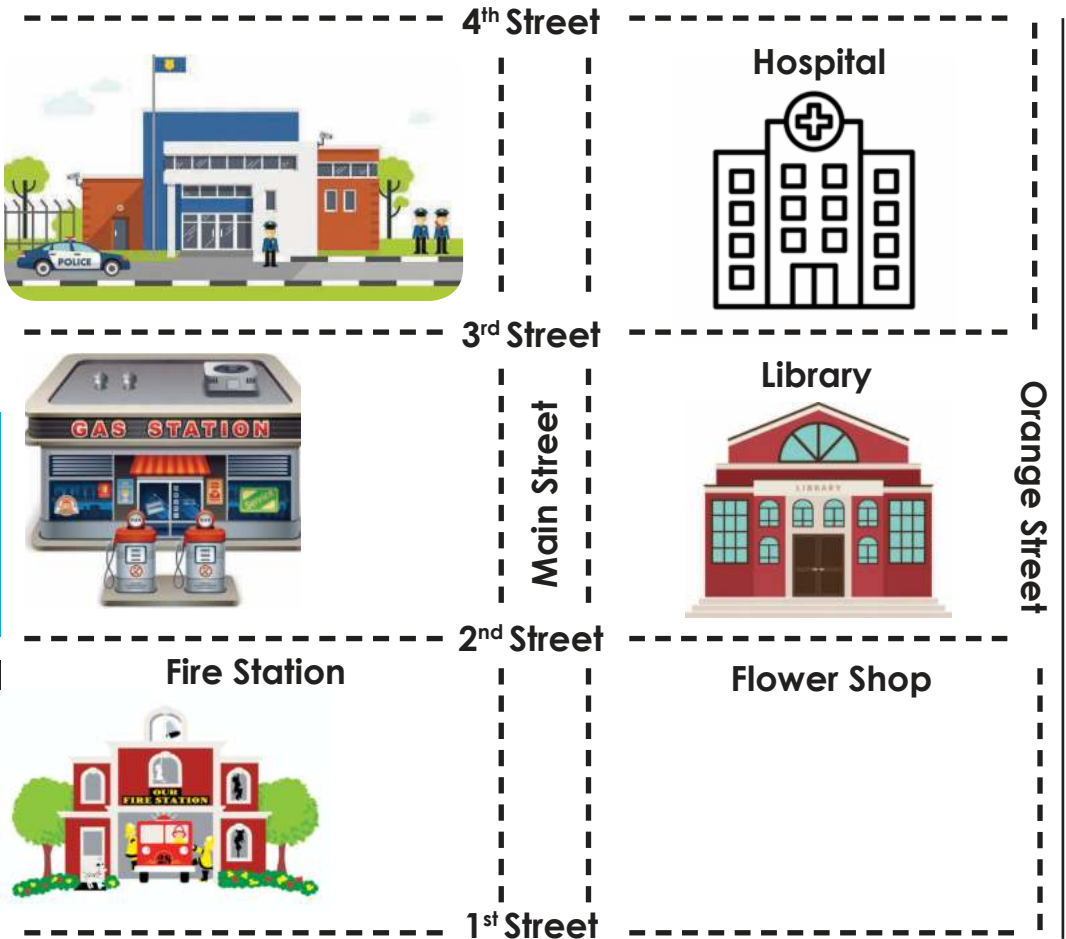
6. Choose the correct answer. The recipes were for girls / kids
7. Why must the children read books?

8. How many children are in this library? _____
9. Where did Peter's class go? _____
10. Fill in the missing word: It was an _____ day.



Directions

Read the directions below and add the details to the map.



Week 3

Grade 3

1. Draw 3 trees next to the library.
2. Colour the hospital red and white.
3. Draw a car next to the gas station.
4. Draw a picture of a flower shop in the bottom right.
5. Colour all of the Main Street green.
6. Colour Orange street orange.
7. Draw a black and white dog next to the fire station.













Grammar: Vowels and Consonants

Circle the vowels in the given words:

hut	ink	drum	need	under
pin	egg	sand	temple	rice
cap	film	city	road	simple
pump	home	stable	eagle	child
men	fork	mint	snake	funny

Complete the following words with a vowel:

 sh__p	 s__x	 b__t	 h__s__	 m__s__
 m__lk	 b__t	 p__nc__l	 j__g	 s__n

Week 3

Grade 3

Complete the name of each picture with a consonant:

1. __ree
2. __a__le
3. __oes
4. __ar__
5. __if__
6. __oma__o
7. fo__
8. __lou__
9. __ite
10. __oon



a

an

the

Complete the sentence with the correct article:

1. _____ plates are on the dining table.
2. I want _____ burger.
3. There is _____ orange on the table.
4. _____ students are welcoming the chief guest.
5. He is in _____ rush.
6. I have got _____ plan for that.
7. She is always smiling and kind to _____ students.
8. A teacher is _____ important person in everyone's life.
9. He is _____ best in this subject.
10. There was _____ lot of fun while playing cricket.




Greetings

2

7

Cut out the phrases below and paste under the matching picture.



Good Night

Good Afternoon

Take Care

Hava A Nice Weekend

Good Morning

See you Soon

Hello/ Hi

Hava A Nice Day

Goodbye/ Bye


Good Evening





Word search

2



Week 3

Grade 3

Find all the words below:

doctor nurse teacher student mail carrier
 bus driver pilot waiter barber fire fighter
 police officer hair stylist people job
 work



Mathematics

161	162	163	164	165	166	167	168	169	170
171	172	173	174	175	176	177	178	179	180
181	182	183	184	185	186	187	188	189	190
191	192	193	194	195	196	197	198	199	200

1. Colour the blocks with the following numbers in:

173 184 195

2. Write the number that comes before 200. _____.

3. Write the number that comes after 149. _____.

4. Write the number names:

13= _____ . 12= _____ .

20= _____ . 8= _____ .

5. 169 comes before _____.

6. 168 comes after _____.

7. Look at the number line and answer the questions.

165 166 167 (A) 169 (B) 171


a). Would you place the number 170 at A or B? Colour the correct answer in.

b). Give a reason for your answer:



Crossword puzzles

Write the names of the numbers to complete the crossword puzzle:



Write the names of the following numbers:

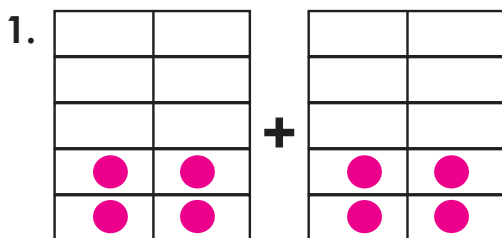
10 -	20 -	30 -
40 -	50 -	60 -
70 -	80 -	90 -
100 -	101 -	
326 -	_____	
471 -	_____	



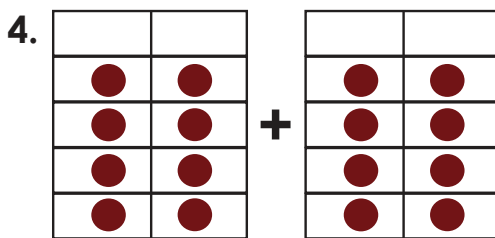
Grouping

Doubles on tens frame

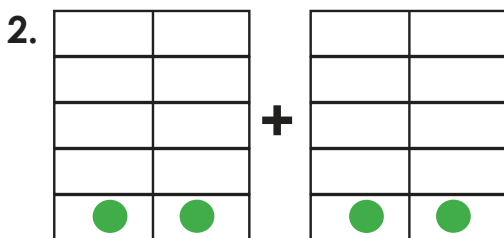
Complete the addition sentences below.



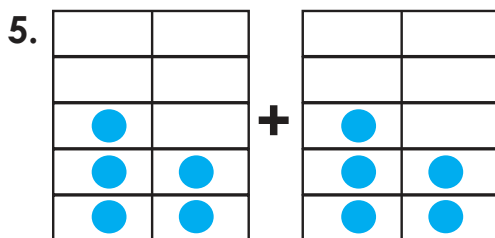
$$4 + \underline{\quad} = \underline{\quad}$$



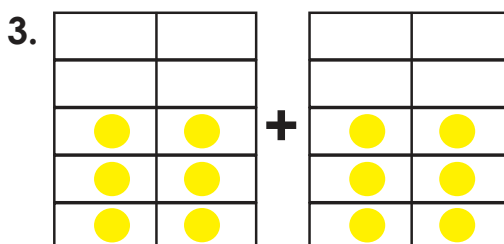
$$8 + \underline{\quad} = \underline{\quad}$$



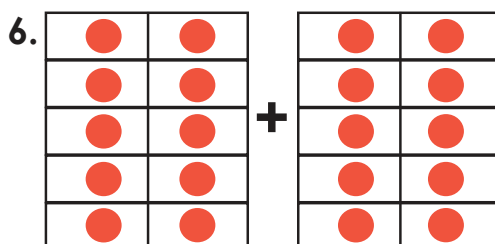
$$\underline{\quad} + \underline{\quad} = \underline{\quad}$$



$$\underline{\quad} + \underline{\quad} = 10$$



$$\underline{\quad} + \underline{\quad} = \underline{\quad}$$

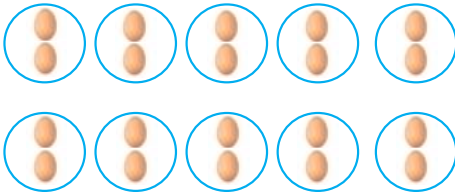


$$10 + \underline{\quad} = \underline{\quad}$$




Multiplication

Write multiplication sentences to describe each model.



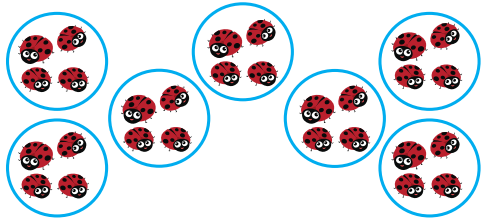
$$10 \times 2 = 20$$




$$\underline{\quad} \times \underline{\quad} = \underline{\quad}$$



$$\underline{\quad} \times \underline{\quad} = \underline{\quad}$$



$$\underline{\quad} \times \underline{\quad} = \underline{\quad}$$




$$\underline{\quad} \times \underline{\quad} = \underline{\quad}$$



$$\underline{\quad} \times \underline{\quad} = \underline{\quad}$$



$$\underline{\quad} \times \underline{\quad} = \underline{\quad}$$



$$\underline{\quad} \times \underline{\quad} = \underline{\quad}$$

Week 3

Grade 3




1. Maria's mother manages 18 factory workers. 15 workers are men. How many workers are women?

2. The factory has 37 blue toys and 19 green toys. How many toys are there altogether?

3. Farmer Jaffa planted 50 fruit trees. There was a drought and 29 trees died. How many fruit trees are left?




4. Mukwae collected 23 eggs from her chickens in one week and 19 eggs in the next week. How many eggs did she collect altogether in two weeks.



Geometry

5

Sort out the shapes according to their geometrical properties.

Shape	Number of sides	Number of vertical lines	Number angles	Number right angles
 Pentagon		1	5	
 Octagon	8		8	
 Star	10	0		5

Week 3

Grade 3



Estimate the mass of the of the following items.
Draw a circle around you answer



300g

25 g

2 g

50g

1000g

300kg

25 kg

2 kg

500kg

1000kg

What would you use to determine the mass of the following items?
Write down g or kg.

A cup of popcorn _____.

A pair of shoes _____.

A slap of chocolate _____.

Your workbook _____.

A sheep _____.

A bicycle _____.

Find 4 items in your house that are:

Heavier than 1 kg	Lighter than 1 kg

Complete the following calculations:

$500\text{g} + 69\text{g} = \underline{\hspace{2cm}}$

$136\text{g} + 42\text{g} = \underline{\hspace{2cm}}$

$152\text{g} + 78\text{g} = \underline{\hspace{2cm}}$

$398\text{g} + 28\text{g} = \underline{\hspace{2cm}}$

$87\text{g} + 69\text{g} = \underline{\hspace{2cm}}$

$756\text{g} + 263\text{g} = \underline{\hspace{2cm}}$



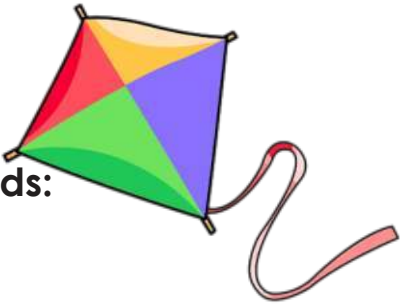
Summer



Vocabulary and sight words

Vocabulary:

- swimming costume
- brightly
- rain
- athletics
- clouds
- temperature



Sightwords:




- some
- them
- puts
- every
- around
- before



Phonics : Long 'oo'

The 'oo' sound in words can make a long 'oo'; sound (moon) or a short 'oo' sound (book)

Put the 'oo' sound in these words:

		
r__ _f	b__ _t	m__ _n

t__ _th st__ _l z__ _ p__ _l
 r__ _t r__ _m t__ _l sch__ _l
 f__ _l ig__ _ sh__ _t

Write the correct word in the sentences:

- The _____ came out at night.
- My _____ was wobbling and then it cam out.
- Dad told me to pass him a _____ .
- Mum said, "Tidy your _____ ."
- Monday is the first day of _____ .
- For our trip, we went to the _____ .



Word Search:

Find the words below in the word search block.

e	e	s	e	e	e	b	f	e
e	w	e	e	k	e	e	e	s
e	f	e	e	v	c	e	e	e
s	l	d	v	e	f	f	d	e
w	e	e	d	e	r	l	e	m
z	e	c	b	b	e	e	q	f
h	v	k	n	e	e	v	b	m
y	t	e	e	n	e	e	d	e
h	s	c	q	r	w	s	a	y
c	c	e	g	i	t	h	i	c

Week 4

Grade 3

bee
flee
feed
weed

fee
free
need
week

see
knee
seed
beef



It is summer

It is a wonderful sunny day. Leto is in a hurry to get home. Yesterday mother promised to buy ice-cream and fruit for lunch. She is happy to eat such nice food.

After lunch Leto puts on her swimming costume and jumps into the pool. Her little brother wants to swim too. He is still too young and cannot swim yet. The sun shines brightly and soon the rain will fall. Can you hear the wind blow?

Father calls Leto to get dressed because she must go back to school for athletics practice. " We will leave now," he says.

There are clouds in the sky. The raindrops splash on the car's windows. The children must wait for a few minutes before they can run around the rugby field. Today they enjoy the running in the cool temperature.

Read the story and answer the following questions:

1. **What is the weather condition for the day?**

2. **Why is Leto in a hurry to get home?**

3. **Who is still too young and cannot swim?**

4. **When will the rain fall?**

5. **How long must the children wait before they can run around the field?**



Grade 3
Week 4



Summer

Read the words in the box below and circle them in the word search:

n	u	l	d	o	c	q	e	t	i	e	d
v	p	b	i	k	e	z	n	g	r	n	c
h	a	n	r	w	f	i	s	l	a	i	l
b	h	m	x	d	y	t	u	s	a	j	o
f	e	p	l	s	o	b	m	h	u	k	f
c	m	a	r	p	n	e	m	b	t	d	e
a	s	n	c	f	a	n	e	e	n	h	k
m	u	l	t	h	l	y	r	l	g	e	a
p	r	a	m	o	g	i	l	t	n	a	x
d	j	c	o	n	f	t	w	r	a	t	s
s	y	p	g	s	a	v	h	i	k	e	c
z	h	s	p	r	d	m	e	o	l	n	r

Week 4

Grade 3

- | | |
|-------|--------|
| beach | hike |
| bike | lake |
| camp | pool |
| fire | sand |
| heat | summer |



Pronouns

Choose pronouns from the box to replace the underlined words in the sentences. Rewrite the sentences using pronouns.

they	her	him	it	we	she	he	them
------	-----	-----	----	----	-----	----	------

1. My father called me, so I went to see my father.

2. I told the children that I could meet the children in the playground.

3. The girls broke the window.

4. I saw the book on the table.

5. The pen was broken when I found the pen.

6. My friends and I want to play.

7. Mina told Gopal to clean the table.

8. The cow is useful because the cow gives us milk.

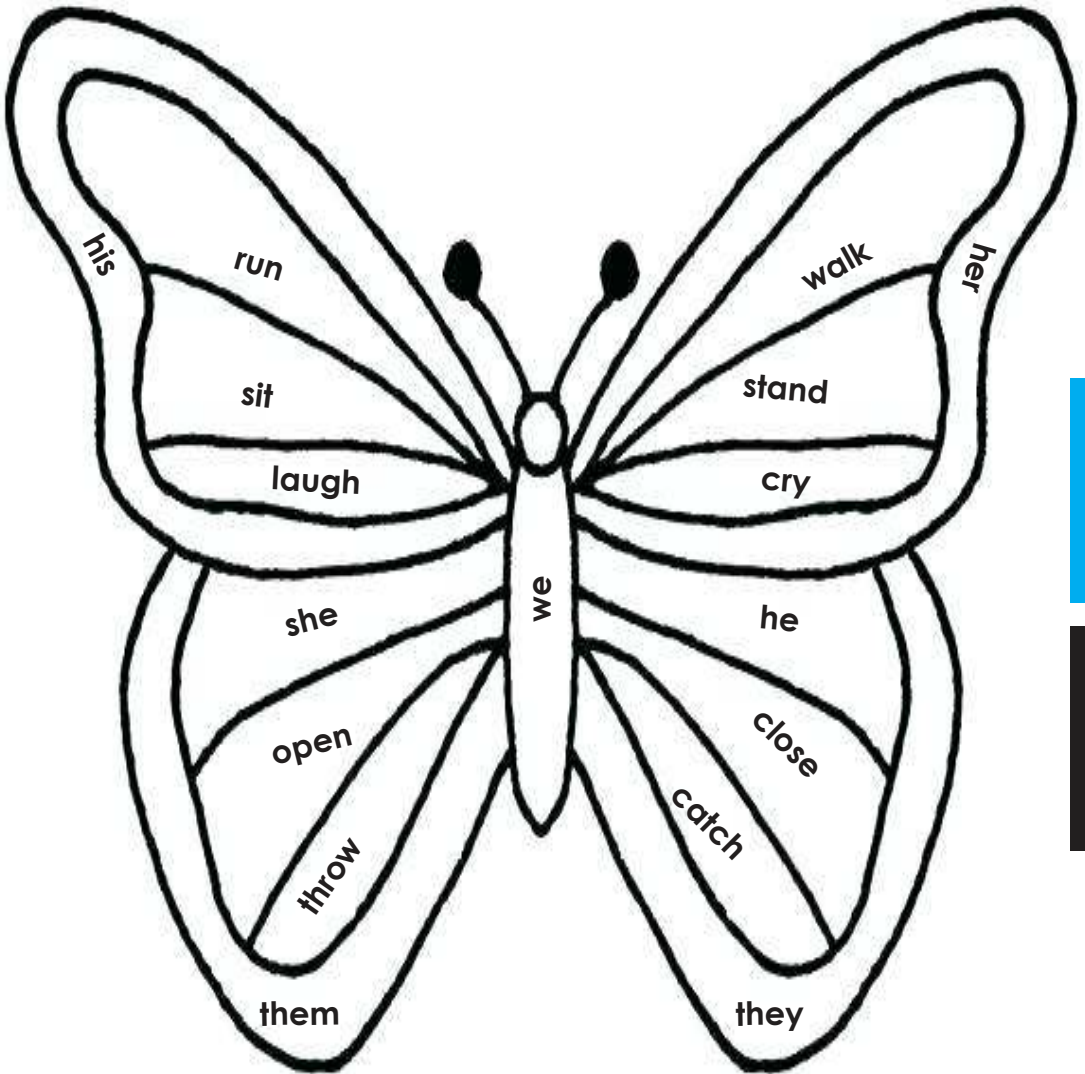
9. The children did the work on time.

10. Rob gave the pencil to Meera.



Verbs and Pronouns

1. Underline all the verbs. Circle all the pronouns.
2. Colour the verbs and pronouns according to the key given.



key: we brown his/her blue them/they green

she/he red run/walk yellow sit/stand pink

laugh/cry Orange open/close pink throw/catch yellow



Mathematics

Fill in the missing numbers:

100		103	104		106				110
111			114			117			120
					126	127			
131				135				139	
		143					148		150

Practise writing the number names:

Grade 3
Week 4

1		2	
3		14	
5		6	
20		18	
15		10	



Bridging addition

Fill in the missing number to complete the sum.

1. $3 + \square = 10$

2. $\square + 8 = 10$

3. $6 + \square = 10$

4. $1 + \square = 10$

5. $\square + 5 = 10$

6. $\square + 10 = 10$

7. $4 + \square = 10$

8. $\square + 4 = 10$

9. $2 + \square = 10$

10. $\square + 7 = 10$



Week 4

Grade 3



Adding

Use the example below to complete the sums.

$$\begin{aligned} \text{Example: } & 40 + 53 \\ & = 40 + 50 + 3 \\ & = 90 + 3 \\ & = 93 \end{aligned}$$

1: $55 + 32$

= _____
= _____
= _____

2: $64 + 32$

= _____
= _____
= _____

3: $42 + 12$

= _____
= _____
= _____

4: $22 + 66$

= _____
= _____
= _____

5: $50 + 42$

= _____
= _____
= _____

6: $23 + 11$

= _____
= _____
= _____

7: $37 + 40$

= _____
= _____
= _____

6: $55 + 22$

= _____
= _____
= _____



Multiplication

Multiply the numbers by the centre number and write it on the outside of the circle.

A large circular multiplication wheel. The center contains the text **3X**. The inner ring is divided into 12 segments, each containing a number from 1 to 12. The outer ring is also divided into 12 segments and is currently blank. A red number **3** is written in the top outer segment, and a green number **12** is written in the right outer segment.

Week 4

Grade 3



Problem solving:

Story sums

1. Teacher bought 27 ice-creams for her class. 13 of the ice-creams melted. How many are left?

2. Ann bought 10 new pairs of flipflops. Jimmy bought 9 new pairs of flipflops. How many pairs of shoes did they buy?

3. Peter drove 32km to pick up Sandy. They then drove 14km more to the beach. How many km did Peter drive altogether?

4. There are 7 days in a week. Linda goes for swimming on Mondays, Wednesdays, Fridays and Saturdays. How many days does she skip swimming?



Measurement Mass (kg and g)

Look at the weight of the following children and answer the questions that follow:



1. Write the names of the children from the lightest to the heaviest.

2. Write the mass of the children from the heaviest to the lightest.

3. In what are you going to measure the following (kg or g)

- a) A feather _____ .
- b) A car _____ .
- c) A slice of bread _____ .

4. Complete the following:

For example: 1000g = 1kg

- a) 4 kg = _____ g
- b) 1/2 kg = _____ g
- c) 500g = _____ kg

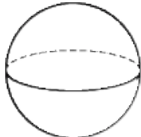
5. Balance the scales: 400 kg + _____ 105 kg + _____

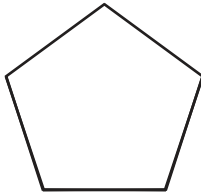


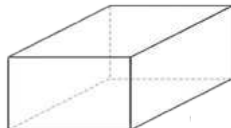
Make use of the names in the blocks to name the 2D and 3D shapes. Colour the **2D shapes blue** and the **3D shapes red**.

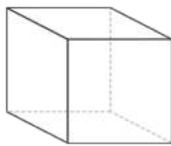
cuboid	circle	cylinder	cube	star
triangle	cone	pentagon	sphere	diamond


Grade 3
Week 4

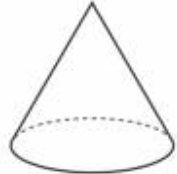
1.  _____


2.  _____


3.  _____


4.  _____

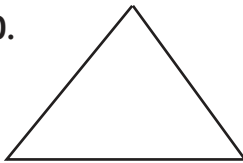
5.  _____

6.  _____

7.  _____

8.  _____

9.  _____

10.  _____

Success begins with education

Parents will be able to visit the website and watch daily videos or they can subscribe to our Zoshy Telegram channel to receive daily videos. One can also download the PDF version of the book on the website. Also watch our daily show on Active Kids to watch your favourite lessons.



<https://t.me/zoshyonline>



For extra perks!

ONLINE

How does it work?



Easy peasy steps to follow

Register at zoshy

You can save your favourite lessons and find them easier



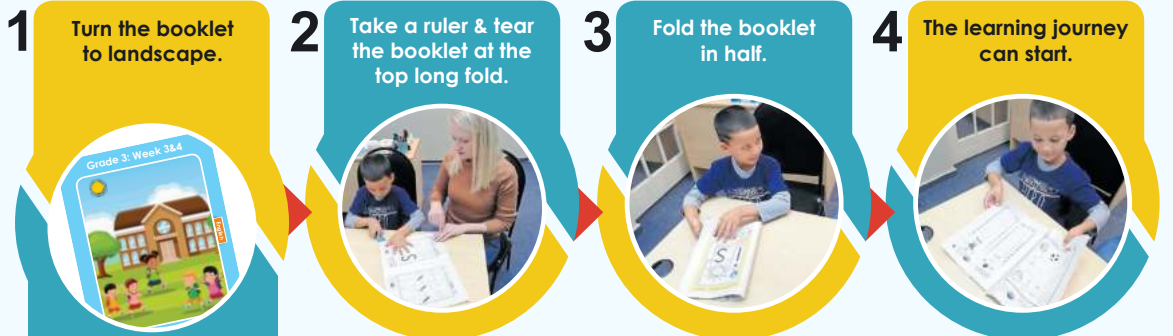
- Step 1: Find us at www.zoshy.online or scan the QR code
- Step 2: Find your grade and select the year
- Step 3: Choose your language
- Step 4: Choose the week you want to learn out of
- Step 5: Choose lessons from what lessons there are
- Step 6: Download booklet if you do not have it
- Step 7: Watch and follow the teacher as she explains what to do in the book
- Step 8: Follow us on Facebook (Zoshy & Active Kids) to never miss a video
- Step 9: Subscribe to our Zoshy Telegram channel if you want to receive daily updates



www.zoshy.online

In collaboration with the Ministry of Education, Arts and Culture

PRINT



STEPS
HOW TO TEAR & USE
THE BOOKLET



DEAR SCHOOL REPRESENTATIVE



LANGUAGE INFORMATION SHEET



Namibia Media Holdings is committed to translate and distribute all Educational booklets for Pre-primary to Grade 3 in various languages. These languages will be printed and distributed in the coming weeks. To assist us, please complete the form below with information regarding your school, region, circuit, languages taught in each grade as well as the number of children per language. This will assist us in accurately distributing all languages across the country.

School: _____

School contact number: _____

School address: _____

Region: _____

Circuit: _____



Language	Amount of children per Grade for each language / Requested copies			
	Pre-primary	Grade 1	Grade 2	Grade 3
English				
Afrikaans				
German				
Khoekhoegawab				
Otjiherero				
Oshikwanyama				
Oshindonga				
Rukwangali				
Silozi				
Thimbukushu				
Other:				

Circuit officer, please provide your contact details below:

Name: _____

Contact number: _____

Address: _____



Signature.....