


Grade 3: Week 1&2

English



Families and Communities



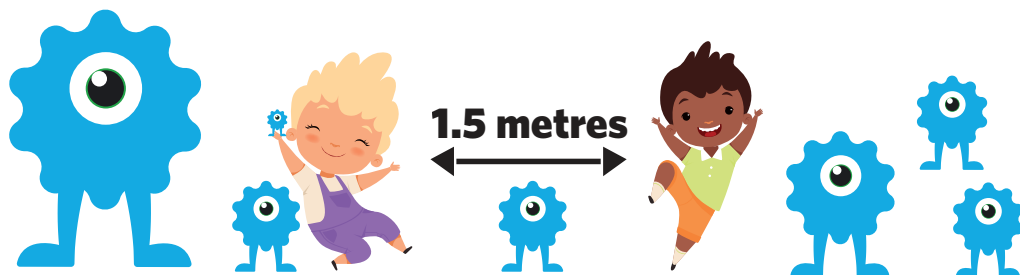
Ministry of Education,
Arts and Culture



NAMIBIAN
COMMUNITY TRUST

unicef 
for every child





1

2

3

4

5

These numbers indicate which day you can complete each worksheet! But if you want, you can work ahead and do the rest as well.

This publication is a collaboration between the Ministry of Education, Arts and Culture and Namibia Media Holdings. This publication is sponsored by the Ministry.

Copyright © Ministry of Education, Arts and Culture. All parts of this publication cannot be reproduced, stored in a retrieval system or transmitted in any form or by any means, electronic, mechanical, photocopying, recording or otherwise without prior permission of the Ministry of Education, Arts and Culture or the Publisher.

Production by: Namibia Media Holdings

Printing: Newsprint Namibia





My Family

Vocabulary and sight words

Read the words in each box below.

Vocabulary:

family
parents
sister
brother
siblings
member



Sightwords:

we
wash
in
and
the
are
five
goes



My Family

Grade 3 Reading Lesson

We are a happy family and we love our home. There are seven members in our family. This includes my parents, my sister, my brother and I. In the morning my father goes to his office. My brother, my sister and I go to school. Sam and Anna are also my siblings because our parents adopted them last year when their parents passed away. Mother is a housewife. She stays at home to tidy the house and to cook the food. The whole family helps mother. I wash the dishes and make my own bed. Betty helps mother to lay the table and to do the washing. Tom says a boy must work outside. He likes to help father in the garden, but I think he likes to play with the dog. I want to work in the garden too. It is hard work washing the dishes for a whole family. In the evening, we stay at home. Father reads the newspaper. Mother helps us with our homework and then we watch television.

Week 1

Grade 3

After you read the story, answer these questions:

1. How many members are in this family?

2. Does mother go to work?

3. Where does father work?

4. Is it hard work washing the dishes for a whole family?

5. What does father do in the evening?

6. Write the names of the adopted siblings.



Draw a picture of you and your family.

Week 1

Grade 3

Complete the sentences.

My name is _____ .

I am _____ years old.

My birthday is on the _____ .

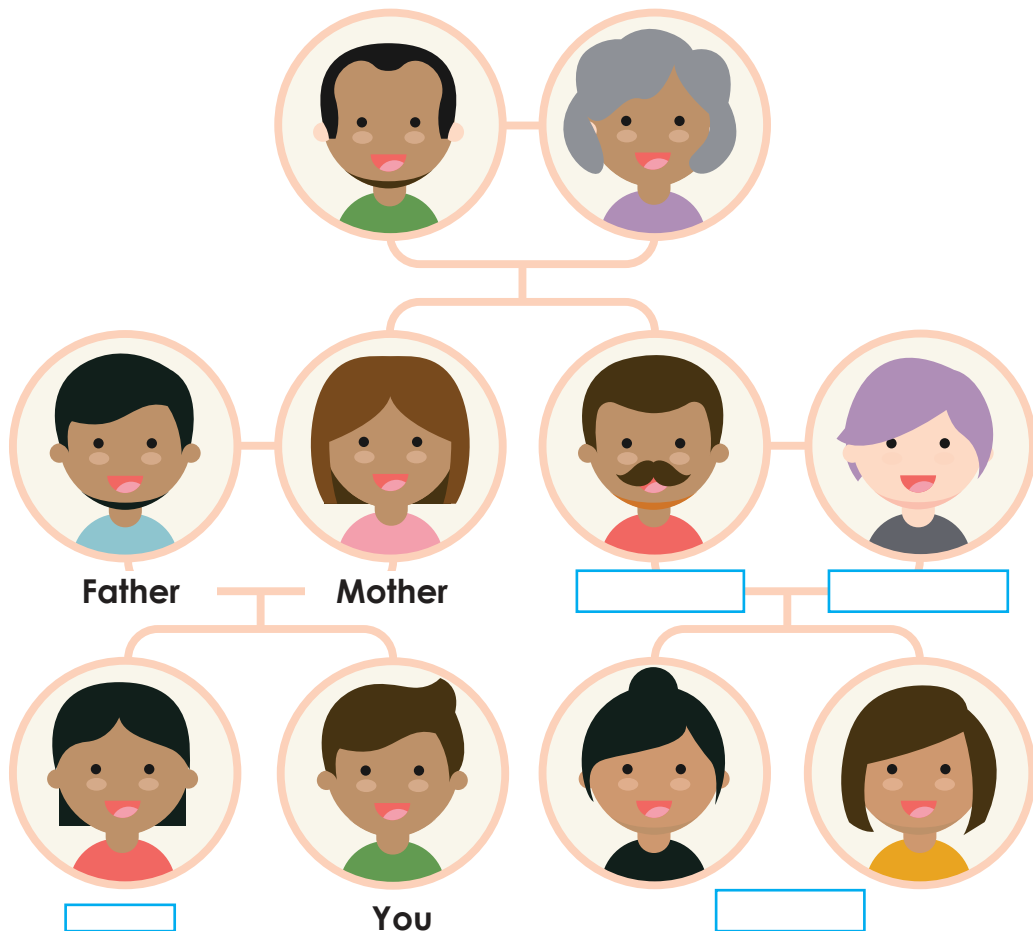
I have _____ hair and _____ eyes.

I am a member of the _____ family.

I like _____ very much.

Use the word box below to fill in the names of the missing family members

Grandfather



Word box:

1. cousins
2. sister
3. grandmother
4. aunt
5. uncle

Common nouns

2

7

Cut and paste names of the correct type of noun, and paste in the space provided.



People

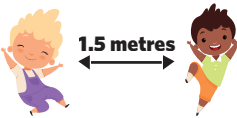
Places

Things

Week 1

Grade 3

grandma	home	cat	girl
school	pencil	store	boy
tree	bug	town	mom
teacher	rock	park	
teacher	rock	park	





Punctuation marks

2

I am telling

.

I am yelling


!

I am asking

?

Use this
as your
example.

Write in the correct punctuation marks:



Week 1

Grade 3

1. Do you have a hat

2. Give it back

3. The pen is red

4. Can you play soccer

5. Stop it



161	162	163	164	165	166	167	168	169	170
171	172	173	174	175	176	177	178	179	180
181	182	183	184	185	186	187	188	189	190
191	192	193	194	195	196	197	198	199	200

1. Colour the blocks with the following numbers in.

168. **174.** **199.**

2. Write the number that comes before 190.

3. Write the number that comes after 179.

4. **185** comes after _____

5. **182** comes before _____

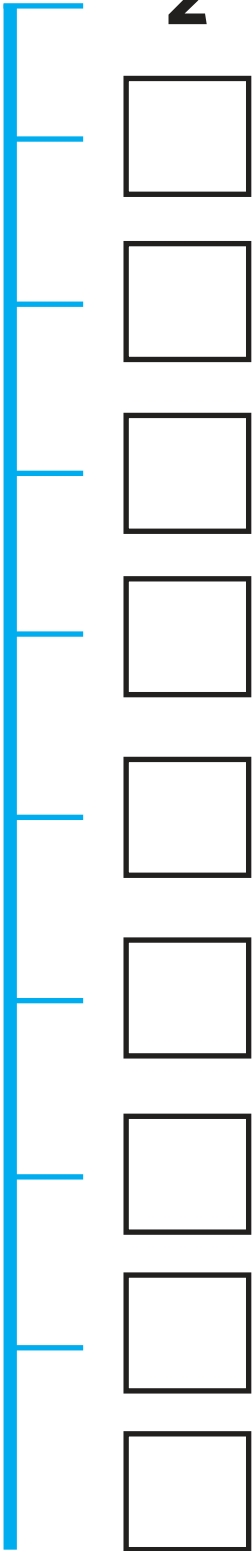
6. Write the number names:

(a) **11** = _____ (b) **7** = _____

(c) **19** = _____ (d) **13** = _____

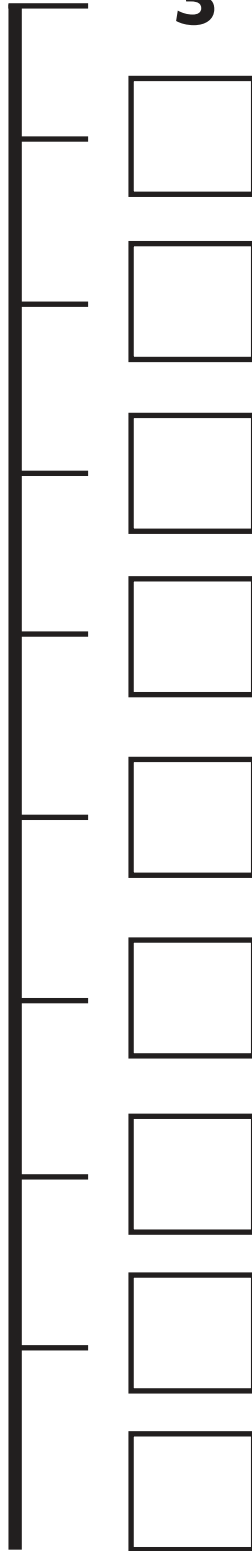


2



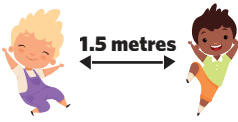
Count in two's.

3



Count in three's.

3



4



A vertical column of 10 empty square boxes, each corresponding to a rung on the green ladder.

Count in four's.

5



A vertical column of 10 empty square boxes, each corresponding to a rung on the blue ladder.

Count in five's.

3

A square box containing the number 3.



Yesterday and Tomorrow

Complete

Yesterday	Today	Tomorrow
	Friday	
	Monday	
	Wednesday	
	Tuesday	
	Sunday	
	Thursday	
	Saturday	

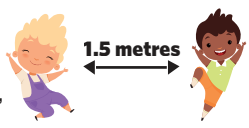


Week 1

Grade 3

Calculate the days and answer the questions that follow:

- 1 week + 3 days = _____ Days
- 15 days = 1 week + _____ Days
- 2 weeks + 4 days = _____ Days
- The first day of the week is _____.
- Thursday is the day before _____.
- The second day is _____.
- _____ is the day in the middle of the week.



Math Mania!

$$\begin{array}{r} 21 \\ + 34 \\ \hline \end{array}$$

$$\begin{array}{r} 42 \\ + 23 \\ \hline \end{array}$$

$$\begin{array}{r} 45 \\ + 20 \\ \hline \end{array}$$

$$\begin{array}{r} 41 \\ + 23 \\ \hline \end{array}$$

$$\begin{array}{r} 43 \\ + 50 \\ \hline \end{array}$$

$$\begin{array}{r} 46 \\ + 51 \\ \hline \end{array}$$

$$\begin{array}{r} 34 \\ + 13 \\ \hline \end{array}$$

$$\begin{array}{r} 74 \\ + 11 \\ \hline \end{array}$$

$$\begin{array}{r} 50 \\ + 32 \\ \hline \end{array}$$

$$\begin{array}{r} 42 \\ + 14 \\ \hline \end{array}$$

$$\begin{array}{r} 56 \\ + 30 \\ \hline \end{array}$$

$$\begin{array}{r} 72 \\ + 23 \\ \hline \end{array}$$

$$\begin{array}{r} 13 \\ + 10 \\ \hline \end{array}$$

$$\begin{array}{r} 63 \\ + 24 \\ \hline \end{array}$$

$$\begin{array}{r} 60 \\ + 15 \\ \hline \end{array}$$

$$\begin{array}{r} 37 \\ + 21 \\ \hline \end{array}$$

$$\begin{array}{r} 25 \\ + 23 \\ \hline \end{array}$$


$$\begin{array}{r} 41 \\ + 16 \\ \hline \end{array}$$



Problem solving

Show the steps to solve the number sentences.

Don't forget to show your calculations.



1. Mother buys 8 eggs. She needs 4 more eggs to bake a cake. How many eggs will she use?

2. Father has 7 ties. Uncle John has 3 ties. How many ties do they have together?

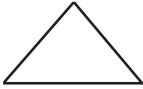



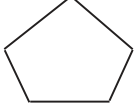
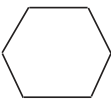

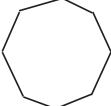



3. There are 4 brothers, 3 sisters and 2 cousins. How many members are in the family?

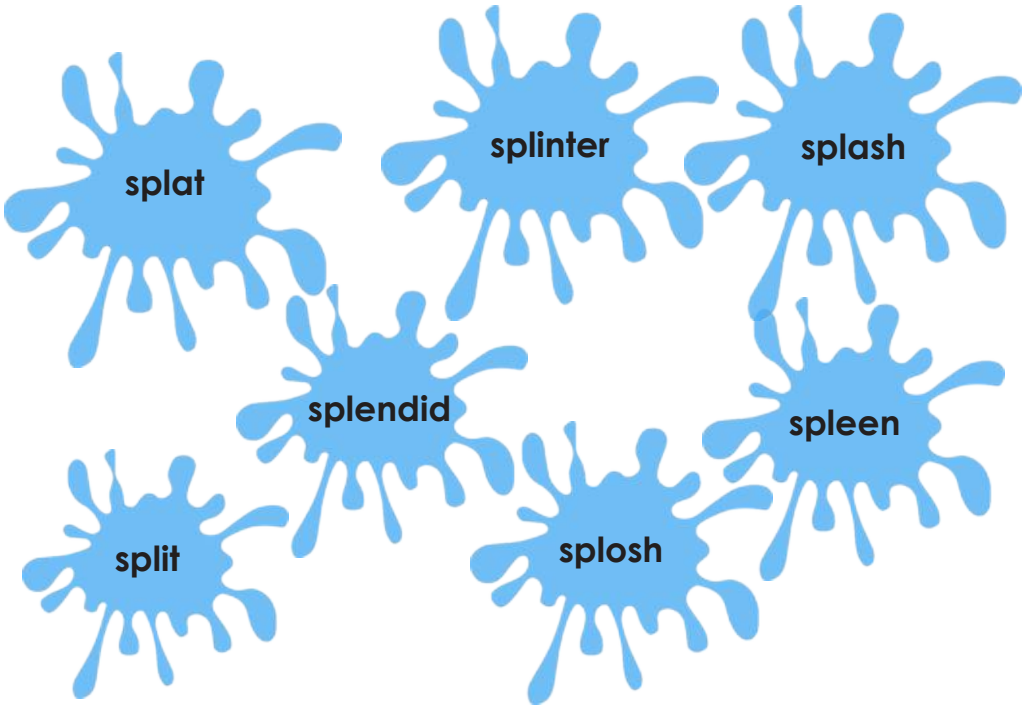


2D Shape Attributes

Complete

Shape	Name	How many sides?	How many corners?
			
			
			
			
			
			
			
			
			





Choose 3 words from the sketch above and make your own sentences:

1.

2.

3.



Comprehension: My School

Read the story below and answer the questions that follow:

I began going to school three years ago. It's a great place. There is a big school yard and I can play with my classmates during break time. There are some swings too. My teacher's name is Mrs Roper and she is very nice and never gets angry. She speaks slowly and has lots of patience. She helps me when I don't understand something. This month I am learning to write the alphabet and draw numbers in my notebook. I carry a green schoolbag and I am sitting on the second table next to the window.



Mrs Roper is a tall woman and she wears glasses. She reads us short stories and we can ask her any questions about the stories. In the afternoon we often sing children's songs and we play the flute. I love all kinds of music. My parents watch TikToks and listen to Itunes.

I go to school by car. My dad takes me there in the morning and my mom picks me up in the afternoon. School finishes at one o'clock.


1. What is the name of the teacher?

2. Where do they play at breaktime?

3. How do you know that Mrs Roper is a nice person?





4. When do they sing children's songs?

5. Who watches TikToks?



Plurals: Adding 's'

Add 's' to each of these words to make them plural.

Singular	 <p>Add 's'</p>	Plural	
 <p>dog</p>			dogs
girl			
flower			
table			
eye			
apple			
clock			
cup			
shoe			
bike			

Week 2

Grade 3

2

Sentence construction



Use any of the plurals from the previous page to write six sentences. Remember to make use of capital letters and full stops.

- 1. _____
- 2. _____
- 3. _____
- 4. _____
- 5. _____
- 6. _____

Week 2

Grade 3



Cut and paste the correct number of syllables in the boxes below:

1. t e a c h e r

2.

3.

4.

5.

Week 2

Grade 3

1. t e a c h e r

2. c l a s s m a t e

3. a f t e r n o o n

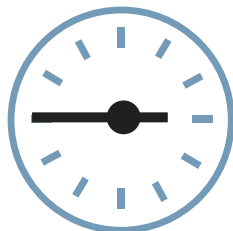
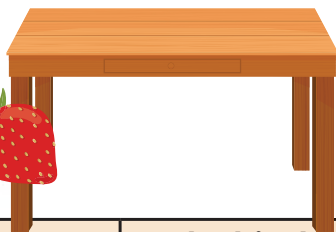

4. u n d e r s t a n d

5. a l p h a b e t



Rhyming words

Circle the word on each row that rhymes with the word on the left.



traded	foot	behind	skated
great	life	plate	wonder
bear	share	square	perfect
bounce	true	enjoy	announce
grows	blows	follow	tiny
throw	alive	giant	low
speak	girl	leak	drawing
sale	cell	look	whale

Week 2

Grade 3



Read the numbers out loud.

1	2	3	4	5	6	7	8	9	10
11	12	13	14	15	16	17	18	19	20
21	22	23	24	25	26	27	28	29	30
31	32	33	34	35	36	37	38	39	40
41	42	43	44	45	46	47	48	49	50
51	52	53	54	55	56	57	58	59	60
61	62	63	64	65	66	67	68	69	70
71	72	73	74	75	76	77	78	79	80
81	82	83	84	85	86	87	88	89	90
91	92	93	94	95	96	97	98	99	100
101	102	103	104	105	106	107	108	109	110
111	112	113	114	115	116	117	118	119	120
121	122	123	124	125	126	127	128	129	130
131	132	133	134	135	136	137	138	139	140
141	142	143	144	145	146	147	148	149	150
151	152	153	154	155	156	157	158	159	160
161	162	163	164	165	166	167	168	169	170
171	172	173	174	175	176	177	178	179	180
181	182	183	184	185	186	187	188	189	190
191	192	193	194	195	196	197	198	199	200



Use the number chart on page 24 to answer the following questions.

1. Colour all the multiples of 3 in green.
2. Which number comes after 183? Circle it.
3. Which number comes before 58? Cross it out.
4. Which number comes between 132 and 134? Colour it in with blue.
5. _____ is before 125.
- 6 _____ is after 100.
7. 111 is between _____ and _____ .



1.5 metres



1. Complete the number lines:

- a. 178, _____, _____, 181, _____, _____, _____, _____
- b. 200, _____, _____, 197, _____, _____, 194, _____, _____
- c. 156, 158, _____, _____, 166, _____, _____, _____, _____
- d. 192, _____, _____, 186, _____, _____, _____, _____, _____

2. Complete the table by adding or subtracting:

Week 2
Grade 3

+5

100	105								
-----	-----	--	--	--	--	--	--	--	--

-5

315	310								
-----	-----	--	--	--	--	--	--	--	--

+10

540									
-----	--	--	--	--	--	--	--	--	--


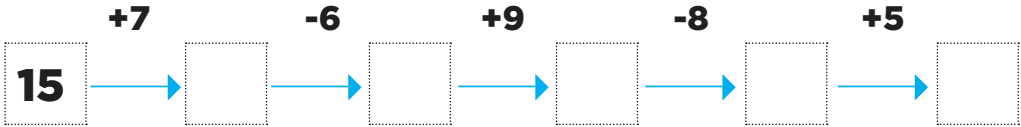
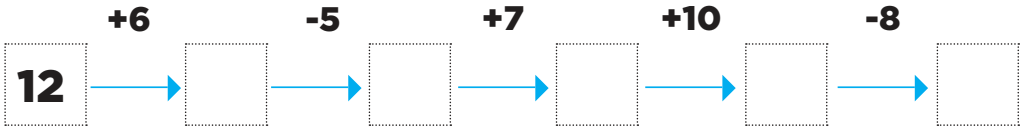
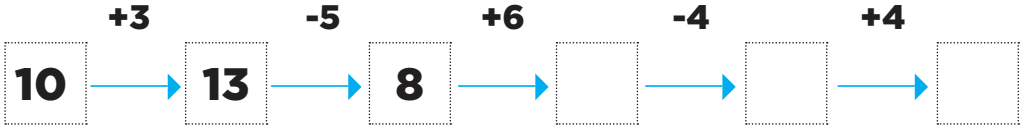
-10

1 000									
-------	--	--	--	--	--	--	--	--	--



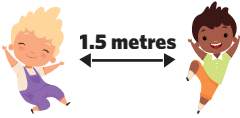
5

Follow the figure and write down the correct numbers in the empty blocks.



Week 2

Grade 3



5

Splitting Numbers

Decompose the following sums by splitting the numbers

Eg. $43 + 26 = 40 + 3 + 20 + 6$
 $60 + 9$
 69

1. $62 + 23 =$

2. $12 + 77 =$

3. $32 + 43 =$

4. $54 + 22 =$

5. $41 + 56 =$



Problem solving
Complete these word sums:

1. Tacky had 9 friends. 2 friends got carried away. How many are left?

_____  _____ = _____

2. 12 penguins search for food in the ocean. 4 penguins leave and go on shore. How many penguins are left in the ocean?


_____  _____ = _____

3. Tacky has 6 fish. Perry has 2 fish. How many fewer fish does Perry have than Tacky?

_____  _____ = _____

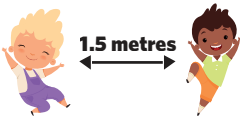
4. 17 penguins were on top of the mountain. 5 penguins went down the mountain. How many were left on top of the mountain?

_____  _____ = _____




Week 2

Grade 3




Measurement

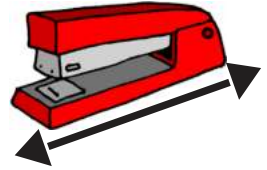
Use a ruler to measure the classroom objects



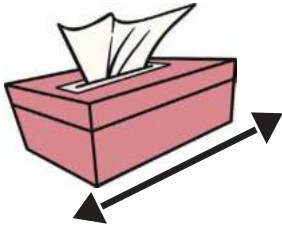
_____ cm.



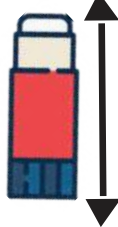
_____ cm.



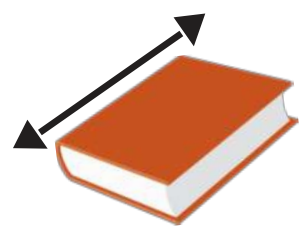
_____ cm.




_____ cm.



_____ cm.




_____ cm.



_____ cm.



_____ cm.




_____ cm.



_____ cm.



_____ cm.



_____ cm.

Success begins with education

Parents will be able to visit the website and watch daily videos or they can subscribe to our Zoshy Telegram channel to receive daily videos. One can also download the PDF version of the book on the website. Also watch our daily show on Active Kids to watch your favourite lessons.



<https://t.me/zoshyonline>



For extra perks!

ONLINE

How does it work?



Easy peasy steps to follow

Register at zoshy

You can save your favourite lessons and find them easier



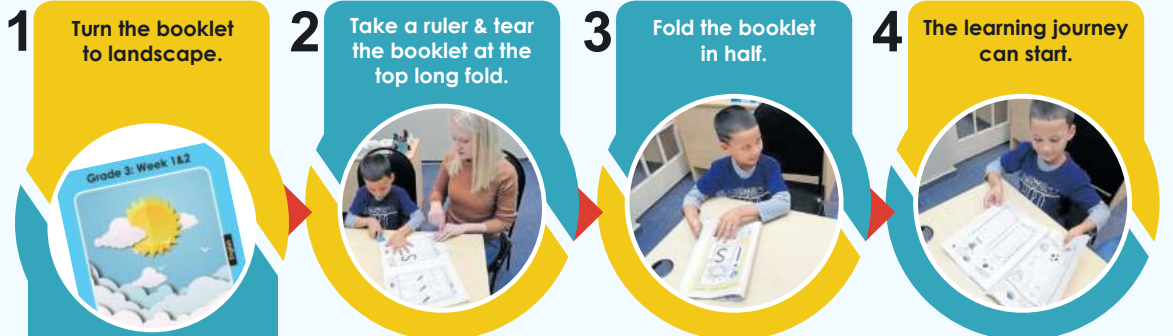
- Step 1: Find us at www.zoshy.online or scan the QR code
- Step 2: Find your grade and select the year
- Step 3: Choose your language
- Step 4: Choose the week you want to learn out of
- Step 5: Choose lessons from what lessons there are
- Step 6: Download booklet if you do not have it
- Step 7: Watch and follow the teacher as she explains what to do in the book
- Step 8: Follow us on Facebook (Zoshy & Active Kids) to never miss a video
- Step 9: Subscribe to our Zoshy Telegram channel if you want to receive daily updates



www.zoshy.online

In collaboration with the Ministry of Education, Arts and Culture

PRINT



STEPS
HOW TO TEAR & USE
THE BOOKLET



DEAR SCHOOL REPRESENTATIVE



LANGUAGE INFORMATION SHEET



Namibia Media Holdings is committed to translate and distribute all Educational booklets for Pre-primary to Grade 3 in various languages. These languages will be printed and distributed in the coming weeks. To assist us, please complete the form below with information regarding your school, region, circuit, languages taught in each grade as well as the number of children per language. This will assist us in accurately distributing all languages across the country.

School: _____

School contact number: _____

School address: _____

Region: _____

Circuit: _____



Language	Amount of children per Grade for each language / Requested copies			
	Pre-primary	Grade 1	Grade 2	Grade 3
English				
Afrikaans				
German				
Khoekhoegawab				
Otjiherero				
Oshikwanyama				
Oshindonga				
Rukwangali				
Silози				
Thimbukushu				
Other:				

Circuit officer, please provide your contact details below:

Name: _____

Contact number: _____

Address: _____



Signature.....