

Grade 2: Week 3 & 4

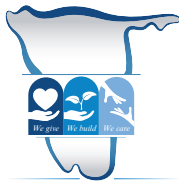
English



My Family & Summer



Ministry of Education,
Arts and Culture

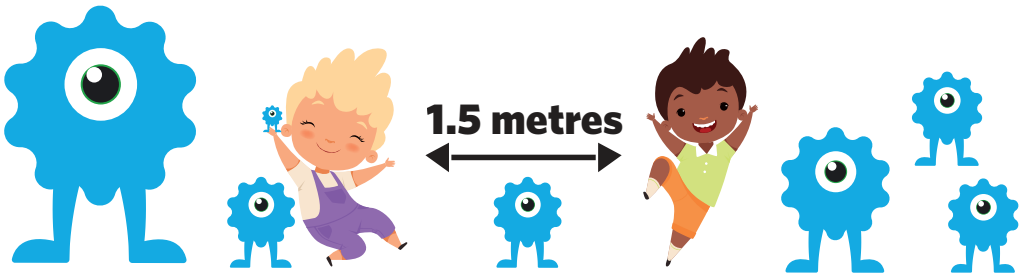


NAMIBIAN
COMMUNITY TRUST

unicef 
for every child



ONLINE SCHOOL



- | | | | | |
|----------|----------|----------|----------|----------|
| 1 | 2 | 3 | 4 | 5 |
|----------|----------|----------|----------|----------|

These numbers indicate which day you can complete each worksheet! But if you want to, you can work ahead and do the rest as well.

This publication is a collaboration between the Ministry of Education, Arts and Culture and Namibia Media Holdings. This publication is sponsored by the Ministry.



















Copyright © Ministry of Education, Arts and Culture. All parts of this publication cannot be reproduced, stored in a retrieval system or transmitted in any form or by any means, electronic, mechanical, photocopying, recording or otherwise without prior permission of the Ministry of Education, Arts and Culture or the Publisher.

Production by: Namibia Media Holdings  **NAMIBIA MEDIA HOLDINGS**

Printing: Newsprint Namibia 



Read the word and find the picture that matches the word.
Circle in the matching picture.

lid			
fig			
bin			
lip			
six			
fin			

Trace and complete the words

leg



leg

Grade 2

ten

10

ten

Week 3

men



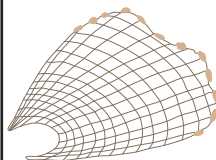
men

web



web

net




net




Addition: Number 11

1


Count and fill in:




_____ + _____ = 11




_____ + _____ = 11




_____ + _____ = 11



_____ + _____ = 11



_____ + _____ = 11



_____ + _____ = 11

11

11

11

11

11

eleven

eleven



the ★ is the _____ place in the row.

Count in the odd numbers up to 11

1 _____, _____, _____, _____, _____, _____, _____, _____, _____, _____, 11

11 comes after _____.

11 comes before _____.

11 is between _____ and _____.



Number patterns

Fill in the missing number(s) to complete the patterns:

1.

2

4

6

8

--

12

2.

3

5

7

--

--

13

3.

8

11

--

17

20

--

4.

18

15

--

--

6

3

5.

75

72

--

--

63

60

6.

88

77

66

--

--

33

7.

9

13

9

--

9

13

8.

17

18

6

--

18

6

Grade 2

Week 3



Definite and indefinite articles

2

Use **'the'** for something specific.

Use **'a/an'** for something general.

'a' is used before words that start with a consonant.

'an' is used before words that start with a vowel.

Choose and circle **a / an / the** in the sentences below:

1. Put **a / the** plate on **the / an** table.



2. There is **a / an** apple in **a / the** fridge.



3. Brother wants **the / a** pencil with **a / the** eraser on **the / an** tip.



4. Mother eats pie with **a / the** spoon.



5. **The / A** rocking chair is brown.



Mathematics

Bigger, smaller & order

1. Encircle the bigger numbers.

a) $\boxed{49}$ $\boxed{48}$

b) $\boxed{64}$ $\boxed{87}$

c) $\boxed{55}$ $\boxed{0}$

d) $\boxed{7}$ $\boxed{31}$

e) $\boxed{61}$ $\boxed{99}$

f) $\boxed{32}$ $\boxed{20}$

g) $\boxed{43}$ $\boxed{42}$

h) $\boxed{9}$ $\boxed{1}$

i) $\boxed{49}$ $\boxed{50}$

2. Colour the smaller numbers

j) $\boxed{29}$ $\boxed{21}$

k) $\boxed{52}$ $\boxed{66}$

l) $\boxed{64}$ $\boxed{63}$

m) $\boxed{47}$ $\boxed{58}$

n) $\boxed{60}$ $\boxed{3}$

o) $\boxed{25}$ $\boxed{30}$

p) $\boxed{2}$ $\boxed{8}$

q) $\boxed{29}$ $\boxed{30}$








r) $\boxed{2}$ $\boxed{12}$

3. Write the following numbers in the circle, from biggest to the smallest.

Biggest

Smallest

88 33 99 55
66 77 44



Complete the sentences using a/an/the.

1. Dad takes umbrella because it is raining.



2. Sister prefers apple to orange.



3. My family and I are going to mall today.



4. I am going to park with my siblings.



5. Can you take me to doctor?



Proper nouns

A proper noun is the name of a specific person, place or thing.
Proper nouns always begin with capital letters.

Read and circle the **proper noun** in the following sentences:

Grade 2

1. My father, John is a tall man.



2. Windhoek is the capital city of Namibia.



Week 1

3. Uncle Ted is my father's brother.



4. Nina's birthday is in March.



5. We are going to the zoo on Friday.

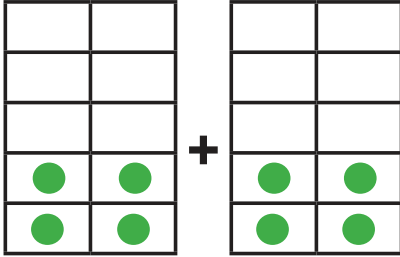


Doubles on ten frames

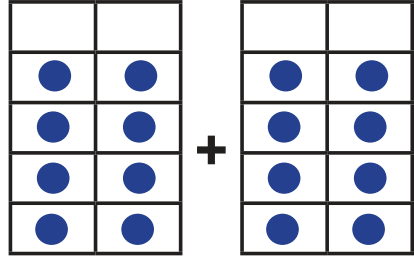
3

Complete the addition sentences below.

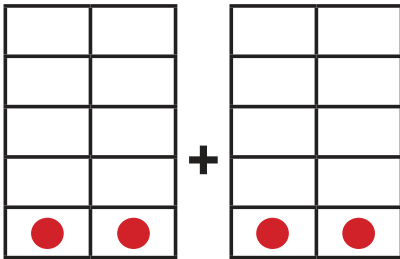
Eg.



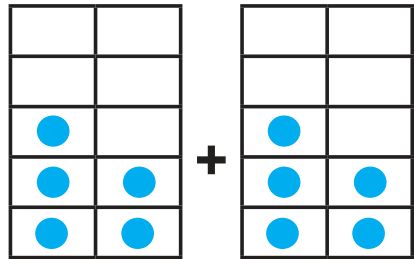
$$4 + 4 = 8$$



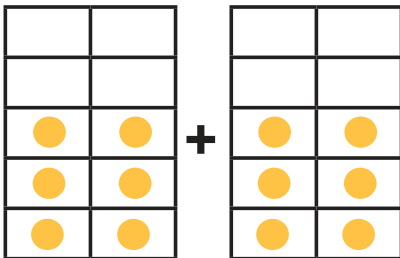
$$8 + \underline{\quad} = \underline{\quad}$$



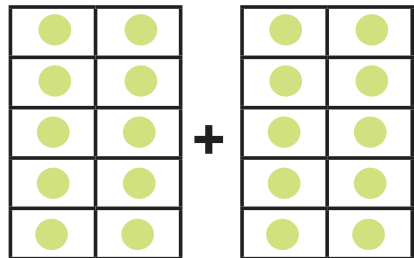
$$\underline{\quad} + \underline{\quad} = \underline{\quad}$$



$$\underline{\quad} + \underline{\quad} = 10$$



$$\underline{\quad} + \underline{\quad} = \underline{\quad}$$



$$10 + \underline{\quad} = \underline{\quad}$$

Grade 2

Week 3



Fill in the missing numbers:

1		3	4		6				10
11			14			17			20
					26	27			
31				35				39	
		43					48		50

Grade 2

Week 3

Practice writing the number names:

1	one	2	
3		4	
5		6	
7		8	
9		10	



Proper nouns

Read and rewrite the sentences correctly by making use of capital letters for the proper nouns.

1. dan had his birthday party on friday.

2. it is very hot during the months of december, january and february.

3. ann has a dog named bobby.

4. My cousins, tom and sam drove to swakopmund yesterday.

5. My family and I enjoyed our trip to etosha national park.



Write the correct order of the days of the week.

1. Sunday

2.

3.

4.

5.

6.

7.

Monday

Friday

Thursday

Tuesday

Wednesday

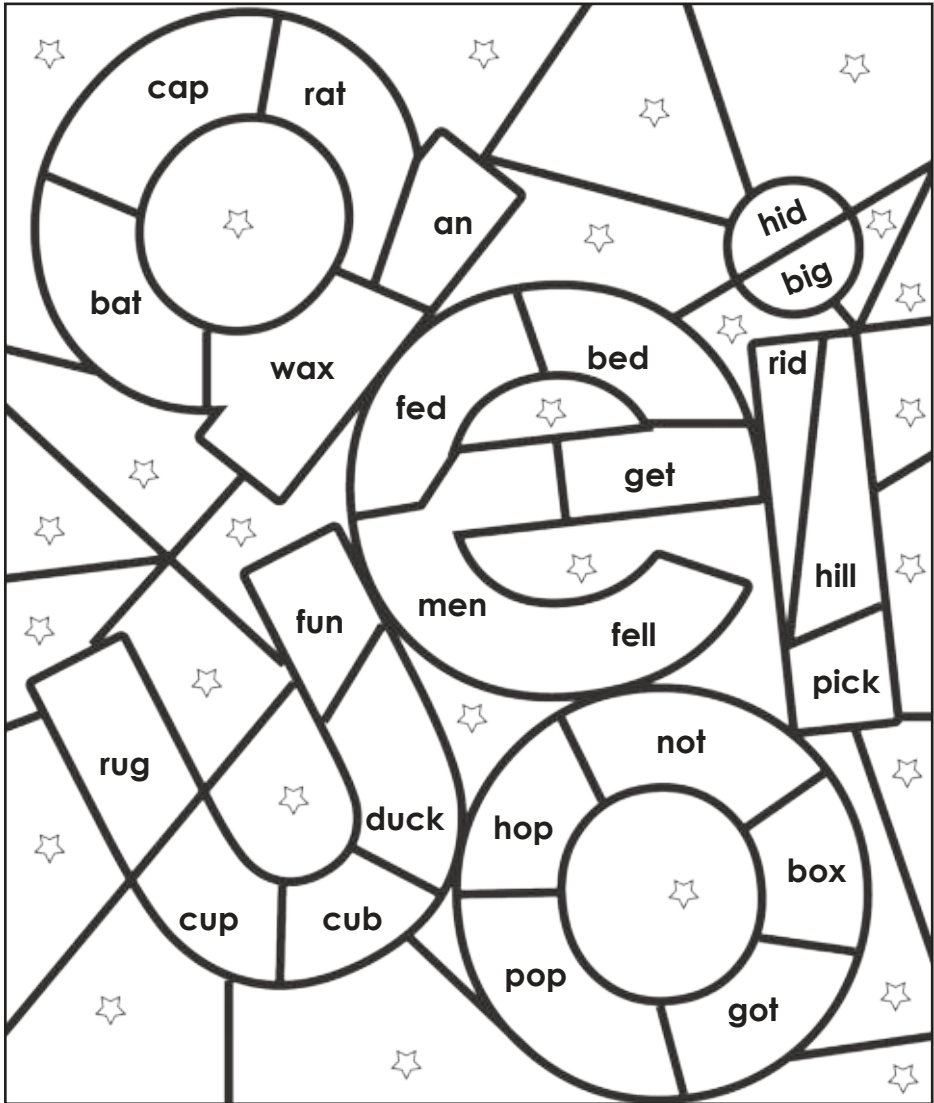
Saturday

Vowels

5

Read the word in each space and listen for the vowel sound. Then colour the spaces using the code to show the vowels being used in the words.

- | | | |
|-------------------------|-------------------------|------------------------|
| short a = orange | short i = red | short u = green |
| short e = blue | short o = purple | 'star' = yellow |



Grade 2

Week 3

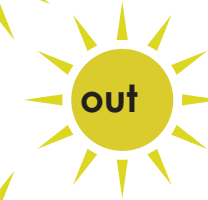





Summer vocabulary

Vocabulary



Sight words




School Measurements

1

17

Cut out the paperclip ruler. Measure the school objects and record your answer in the block



Grade 2

Week 4





Summer

Short 'e' words

Look at the picture in each box. Unscramble the letters to make a word that matches the picture.

Write the word on the line.



db e



ne d



ew b



eh



rde



nte



twe



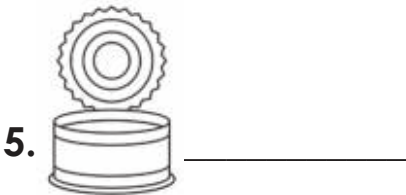
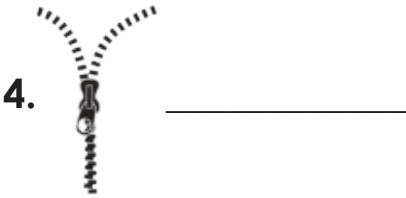
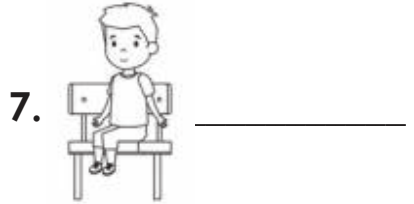
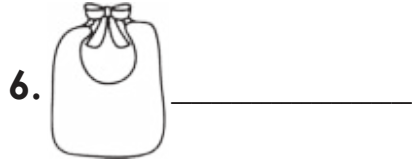
enp



net

Phonics: 'i' sound

Look at the picture and write the correct words next to it



Grade 2

Week 4



Even and odd numbers

2

Colour in all the **odd numbers green**
and all the **even numbers blue**.

17 14

12 10

13 20

14 19

13 14

12 15

11 12

11 16

18 19

10 19

20 17

12 11

Grade 2

Week 4

Draw a circle around the odd numbers:

2 4 13 9 33 44

68 24 12 26 5 31

29 42 25 32 35 15

18 1 77 53 17 52

19 10 12 55 59 63



Fill in the missing numbers to complete the house.

10


10	
	7
	4
6	
	2
9	
1	

12

	11
	8
3	
	6
10	
	0
2	

Grade 2

Week 4



Pronouns are words that take the place of a noun.

Common pronouns include: I, you, he, she, it, we they, you, him, her, them, us

Rewrite each sentence. Change the underlined word(s) to a pronoun. Make use of capital letters and full stops.

1. The firemen saved the cat from the tree.
.....



2. My friends and I are going to the movies.
.....




3. Tom likes to read books about cars.
.....



4. Mom and dad are going out for dines.
.....

5. Mrs. Brown gave us homework.
.....



6. My sock has a hole.
.....



7. The book has a blue cover.
.....



Grade 2

Week 4



Decompose

Example: $12 = 10 + \boxed{2}$

Use the above example to complete the following:

1. $17 = 10 + \boxed{}$

4. $12 = \boxed{} + 2$

2. $22 = \boxed{} + 2$

5. $44 = \boxed{} + 4$

3. $35 = 30 + \boxed{}$

6. $58 = \boxed{} + \boxed{}$

7. $\boxed{} = 70 + 3$

8. $80 = 80 + \boxed{}$

9. $\boxed{} = \boxed{} + \boxed{}$

10. $\boxed{} = \boxed{} + \boxed{}$

Grade 2

Week 4

Write your own numbers and decompose it.

1. = $\boxed{} + \boxed{}$

2. = $\boxed{} + \boxed{}$

3. = $\boxed{} + \boxed{}$



Pronouns

Circle the pronouns in the following sentences:

1. She is trying to catch the butterfly with the net.
2. He likes to splash in puddles with the yellow boots.
3. It is eating a big, green leaf.
4. Come with me to see a cute bird in the tree!
5. Do you like the smell of the flowers?
6. He always pops the bubbles that we blow.

Complete the sentences by writing the following pronouns:

she	they	them	he
-----	------	------	----

1. (Tom and Alex).....like to look for insects with their dad.
2. Why does (Samantha)..... always try to catch butterflies?
3. The grandma told (Brent and Holly).....not to dig for worms.
4. (John) told me that.....does not like caterpillars.

Grade 2

Week 4



Problem solving

1. 6 Girls went to the pool for swimming. Four boys joined them. How many children went for a swim?

Grade 2

2. Pam has 10 beach balls. Sam borrowed the balls. He only returned 7 balls. How many beach balls are missing?

Week 4

3. There are 12 bananas, 5 oranges, and 3 mangoes in a basket. How many fruits are there in the basket?

4. Sam gave 8 flowers to his teacher. Ann gave 4 flowers too. 3 flowers dried up. How many flowers is the teacher left with?

Read the poem about summer and answer the questions that follows.

Summertime

Summertime, Summertime,
Let's go out and play.
Time for fun, and lots of sun.
Sometimes it's hot, sometimes it rains.
I love these kind of days.

Summertime, Summertime,
Swimming to stay cool.
Summertime, Summertime,
I love to see the flowers bloom.

Answer the following questions in full sentences:

1. What is the name/title of the poem?

2. Name two things in the poem that you can do during summer?

a. _____
b. _____

3. Make use of the words in the box to complete the sentences.

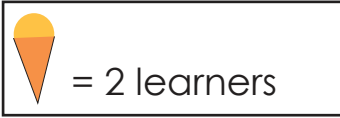
swim	hot	fun	sun	play	summer
------	-----	-----	-----	------	--------

- a.is from December until February.
- b. It is very..... during Summer.
- c. Wein the pool andoutside.



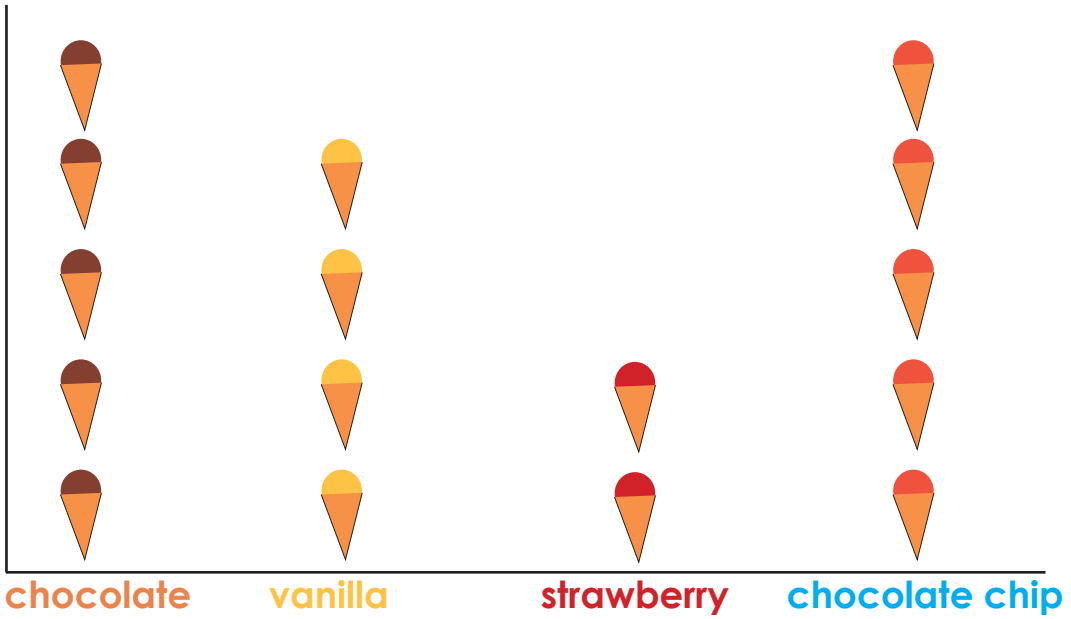
Read the pictograph to find out how many children like different kinds of ice-cream.

Key:



Grade 2

Week 4



1. How many children like **chocolate** ice-cream?.....
2. How many children like **strawberry** ice-cream?.....
3. How many children like **vanilla** ice-cream?.....
4. How many children like **chocolate chip** ice-cream?.....
5. What is the least popular ice-cream?.....
6. How many ice-creams are there altogether?.....

Light or Heavy




Cut out the pictures at the bottom of the page and glue them under the correct heading.

Heavy

Light

Grade 2

Week 4





Success begins with education

Parents will be able to visit the website and watch daily videos or they can subscribe to our Zoshy Telegram channel to receive daily videos. One can also download the PDF version of the book on the website. Also watch our daily show on Active Kids to watch your favourite lessons.



<https://t.me/zoshyonline>



ONLINE

For extra perks!

How does it work?



Easy peasy steps to follow

Register at zoshy

You can save your favourite lessons and find them easier



- Step 1: Find us at www.zoshy.online or scan the QR code
- Step 2: Find your grade and select the year
- Step 3: Choose your language
- Step 4: Choose the week you want to learn out of
- Step 5: Choose lessons from what lessons there are
- Step 6: Download booklet if you do not have it
- Step 7: Watch and follow the teacher as she explains what to do in the book
- Step 8: Follow us on Facebook (Zoshy & Active Kids) to never miss a video
- Step 9: Subscribe to our Zoshy Telegram channel if you want to receive daily updates



www.zoshy.online

In collaboration with the Ministry of Education, Arts and Culture

PRINT

1

Turn the booklet to landscape.



STEPS
HOW TO TEAR & USE
THE BOOKLET

2

Take a ruler & tear the booklet at the top long fold.



3

Fold the booklet in half.



4

The learning journey can start.



DEAR SCHOOL REPRESENTATIVE



LANGUAGE INFORMATION SHEET



Namibia Media Holdings is committed to translate and distribute all Educational booklets for Pre-primary to Grade 3 in various languages. These languages will be printed and distributed in the coming weeks. To assist us, please complete the form below with information regarding your school, region, circuit, languages taught in each grade as well as the number of children per language. This will assist us in accurately distributing all languages across the country.

School: _____
School contact number: _____
School address: _____
Region: _____
Circuit: _____



Language	Amount of children per Grade for each language / Requested copies			
	Pre-primary	Grade 1	Grade 2	Grade 3
English				
Afrikaans				
German				
Khoekhoegawab				
Otjiherero				
Oshikwanyama				
Oshindonga				
Rukwangali				
Silozi				
Thimbukushu				
Other:				

Circuit officer, please provide your contact details below:

Name: _____
Contact number: _____
Address: _____



Signature.....