

# Grade 1 / Graad 1: Week 7 & 8

## Autumn & Revision/ Herfs & Hersiening

English / Afrikaans



Ministry of Education,  
Arts and Culture



NAMIBIAN  
COMMUNITY TRUST

unicef   
for every child



ONLINE SCHOOL



- |          |          |          |          |          |
|----------|----------|----------|----------|----------|
| <b>1</b> | <b>2</b> | <b>3</b> | <b>4</b> | <b>5</b> |
|----------|----------|----------|----------|----------|

These numbers indicate which day you can complete each worksheet! But if you want to, you can work ahead and do the rest as well.

**This publication is a collaboration and joint sponsorship between The Ministry of Education, Arts and Culture and Amos Meerkat Syllabus who are supported by Hollard and FNB Namibia.**

**Copyright © Ministry of Education, Arts and Culture.** All parts of this publication cannot be reproduced, stored in a retrieval system or transmitted in any form or by any means, electronic, mechanical, photocopying, recording or otherwise without prior permission of the Ministry of Education, Arts and Culture or the Publisher.

**Production by: Namibia Media Holdings**  **NAMIBIA MEDIA HOLDINGS** **Printing: Newsprint Namibia** 

**The Ministry of Education, Arts and Culture**  
[www.moe.gov.na](http://www.moe.gov.na)



## Vocabulary / Woordeskat


Read, trace and write the vocabulary words:/  
Lees, trek en skryf die woordeskat woorde:

sun	sun		son	son	
wind	wind	wind			
cold	cold		koud	koud	
warm	warm	warm			

Today the weather is: \_\_\_\_\_

Vandag is die weer: \_\_\_\_\_

Draw a picture to illustrate your sentence above: /  
Teken 'n prent om jou sin te illustreer:



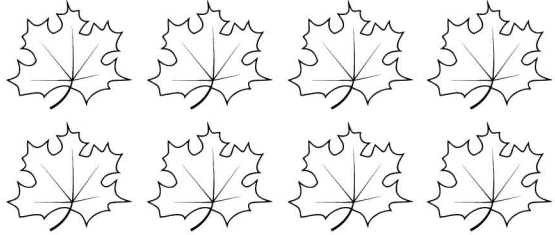
## The Number 7. / Die Nommer 7.

1 2 3 4 5 6 7 8 9 10

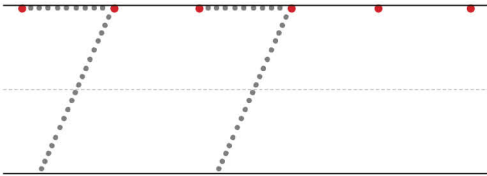
Trace / Trek



Colour 7 images: / Kleur 7 prente in:



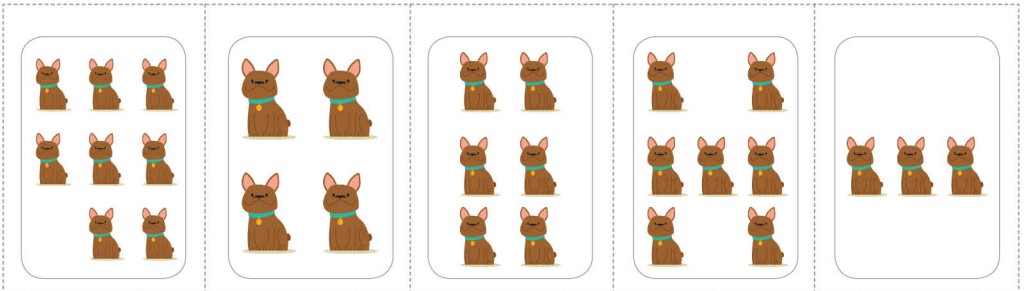
Trace / Trek



seven

sewe

Circle the box with seven images: / Omkring die boks met sewe prente:




Fill in the missing number: / Vul die vermiste nommer in:





## Syllables / Lettergrepe

Read the word in each box and clap the syllables. Colour the correct number of syllables in each word. / Lees die woord in elke boks en klap die lettergrepe. Kleur in die regte hoeveelheid lettergrepe in elke woord.




heart/hart

1 2 3



cupcake/kolwyntjie

1 2 3




butterfly/skoenlapper

1 2 3


chocolate/  
sjokolade

1 2 3 4




flowers/blomme

1 2 3



balloon/balon

1 2 3



key/sleutel

1 2 3



puppy/hond

1 2 3



mail/pos

1 2 3



## English / Afrikaans

## Sight words / Sigwoorde

Read it!

Lees dit!

one

and

een

en

two

my

twee

my

three

in

drie

in

to

it

tot

dit

Unscramble the words

Rangskik die woorde:



wto \_\_\_\_\_

wete \_\_\_\_\_

ym \_\_\_\_\_

ni \_\_\_\_\_

ried \_\_\_\_\_

eethr \_\_\_\_\_

tid \_\_\_\_\_

ni \_\_\_\_\_

ti \_\_\_\_\_

ot \_\_\_\_\_

ott \_\_\_\_\_

ne \_\_\_\_\_



Word search.

m	y	r	o	i	e	w	u	j
y	i	t	n	t	q	a	e	r
i	t	w	e	o	r	n	n	o
t	w	o	j	m	y	d	t	o
c	a	q	u	p	f	p	n	i
q	r	s	t	t	o	t	r	n
t	h	r	e	e	u	o	e	r

Build a sentence with the word 'my': /

Bou 'n sin met die woord 'my': \_\_\_\_\_

Colour the rhyming word in each row:



tree



snow



pie



bee



candy



cat



bib



hat



hen



bat



wig



star



fox



pig



ox



top



frog



hop




dog



sun



rug



bug



net



mug




log




## English / Afrikaans

Count the pictures and write the number. /  
Tel die prente en skryf die nommer.


How many/Hoeveel? \_\_\_\_\_




How many/Hoeveel? \_\_\_\_\_




How many/Hoeveel? \_\_\_\_\_




How many/Hoeveel? \_\_\_\_\_



How many/Hoeveel? \_\_\_\_\_

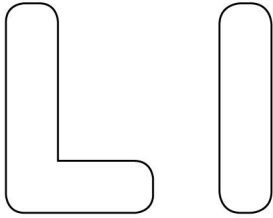


How many/Hoeveel? \_\_\_\_\_



The 'L' sound / Die 'L' klank

Colour in / Kleur in



Colour in / Kleur in



Circle the letter 'l' / Omkring die 'l':

L F l i H L J F  
l L i V L t l j v k  
F j l H j L l j v

lion/leeu

Week 7

Grade 1


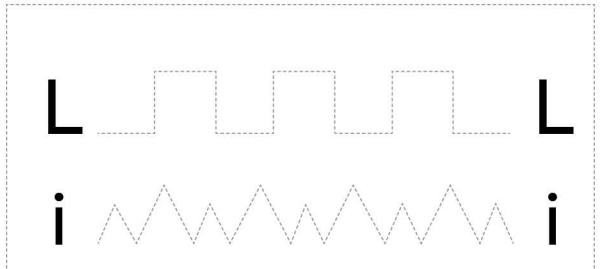
Trace/Trek op die stippellyn

Write/Skryf



Trace/Trek op die stippellyn

- G - H - I -  
- J - K - L -  
- M - N - O -







English / Afrikaans

Groups of 2. / Groepe van 2.

Count in 2's: / Tel in 2's:



2



4



6



8



10

Week 7

Fill in: / Vul in:

2

.....

6

.....

10

Grade 1

4

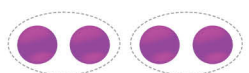
.....

8

.....

Make groups of 2: / Maak groepe van 2:


Example: / Voorbeeld:



2 groups of two – groepe van twee



..... groups of two – groepe van twee



..... groups of two – groepe van twee



..... groups of two – groepe van twee



..... groups of two – groepe van twee

Verbs. / Werkwoorde.

Circle the correct picture: / Omkring die regte prent:

I can sing: / Ek kan sing:

I can run: / Ek kan hardloop:

I can teach: / Ek kan leer:

I can sit: / Ek kan sit:


Week 7

Grade 1

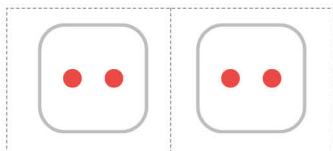
## English / Afrikaans

## Halving. / Halfering.

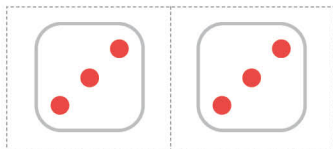
One block of the dominoes represents half of the number./  
Een blok van die domino's verteenwoordig helfde van die nommer.



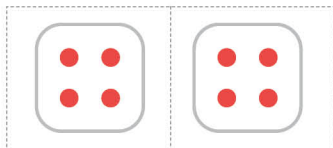
half of 2 = \_\_\_\_\_  
helfde van 2 = 1



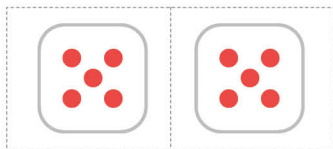
half of 4 = \_\_\_\_\_  
helfde van 4 = \_\_\_\_\_



half of 6 = \_\_\_\_\_  
helfde van 6 = \_\_\_\_\_






half of 8 = \_\_\_\_\_  
helfde van 8 = \_\_\_\_\_




half of 10 = \_\_\_\_\_  
helfde van 10 = \_\_\_\_\_

Circle half of the objects below./  
Omkring die helfde van die voorwerpe hieronder.




## Word problems. / Woordsomme.

1. Tom has 4 yellow pencils and 2 red pencils. How many pencils does he have? / Tom het 3 geel potlode en 2 rooi potlode. Hoeveel potlode het hy?



2. There are 3 roses and 2 sunflowers in my garden. How many flowers are there in total? / Daar is 4 rose en 2 sonneblomme in my tuin. Hoeveel blomme is daar in totaal?



3. 5 boys were playing in the playground. 3 girls also joined in. How many children are there? / 5 seuns speel op die speelgronde. 3 meisies sluit aan. Hoeveel kinders is daar altesaam?



## English / Afrikaans

## Phonics / Klanke

Read the sounds: / Lees die klanke:

a s n i o p l

Circle the sounds: / Omkring die klanke:


a	j	t	s
p	h	y	e
o	i	z	l

Fill in the missing letters: / Vul in die klanke:




c \_\_\_\_\_ t

k \_\_\_\_\_ t



\_\_\_\_\_ est

\_\_\_\_\_ es




\_\_\_\_\_ range

lem \_\_\_\_\_ ne



\_\_\_\_\_ nk



\_\_\_\_\_ un

\_\_\_\_\_ on



\_\_\_\_\_ ot



\_\_\_\_\_ amp

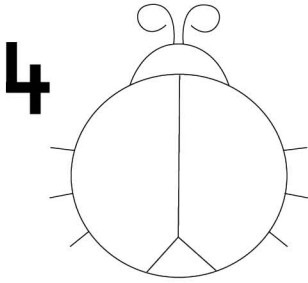




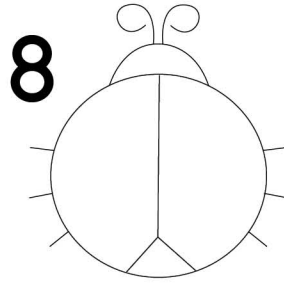
## Halving / Halfering

Share the number of spots equally between each wing. Write how many spots are on each half. / Deel die hoeveelheid kolle gelyk tussen elke vlerk. Skryf die hoeveelheid kolle op elke helfde.

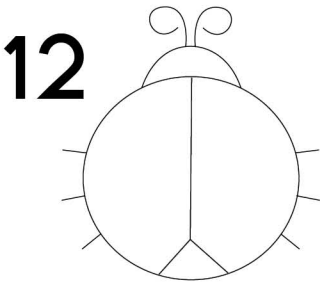
Half of - Helfde van:




half of 4 = \_\_\_\_\_  
helfde van 4 = \_\_\_\_\_



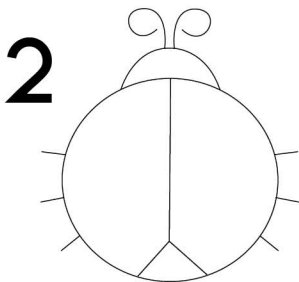
half of 8 = \_\_\_\_\_  
helfde van 8 = \_\_\_\_\_



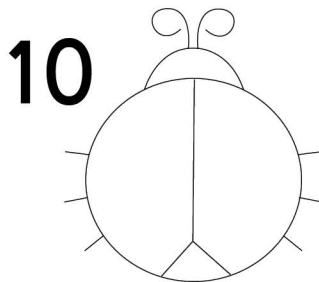
half of 12 = \_\_\_\_\_  
helfde van 12 = \_\_\_\_\_



half of 6 = \_\_\_\_\_  
helfde van 6 = \_\_\_\_\_



half of 2 = \_\_\_\_\_  
helfde van 2 = \_\_\_\_\_



half of 10 = \_\_\_\_\_  
helfde van 10 = \_\_\_\_\_

## English / Afrikaans

Colour in the picture. / Kleur die prent in.



Week 7

Grade 1



# Revision / Hersiening

Read the vocabulary words: / Lees die woordeskat:

mother  
father  
brother  
sister  
baby  
grandmother  
grandfather

mamma  
pappa  
broer  
suster  
baba  
ouma  
oupa



Week 8

Grade 1



food  
clothes  
birthday  
celebration

kos  
klere  
verjaarsdag  
viering



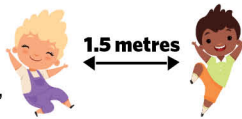
blow  
run  
straw  
huf  
build


blaas  
hardloop  
strooi  
huffel  
bou



sun  
wind  
cold  
warm  
weather

son  
wind  
koud  
warm  
weer






The Number 8 / Die Nommer 8

- 1 2 3 4 5 6 7 8 9 10

Trace / Trek

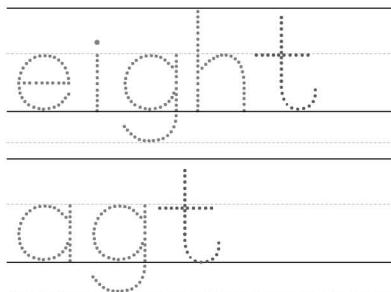
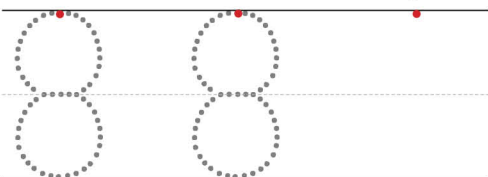


Colour 8 images: / Kleur 8 prente in:




Week 8

Trace / Trek



Grade 1

Circle the box with eight images: / Omkring die boks met agt prente:




Fill in the missing number: / Vul die vermiste nommer in:



## Syllables / Lettergrepe

Read the words. Colour the flower that shows the right number of syllables. / Lees die woorde. Kleur die regte getal lettergrepe in.

ladybug



gogga



seed



saad




snail



slak




rain



reën




dragonfly



naaldekoker




water



water




flower



blom



shovel



graaf



bumblebee



by





English / Afrikaans

Sight words / Sigwoorde

Revise the sight words: / Hersien die sigwoorde:

Read it!

Lees dit!

one	and	een	en
two	my	twee	my
three	in	drie	in
to	it	tot	dit

Week 8

Grade 1

Build sentences with the following words: /  
Bou sinne met die volgende woorde:

1. in: \_\_\_\_\_

2. two / twee: \_\_\_\_\_

3. and / en: \_\_\_\_\_

4. to / tot: \_\_\_\_\_

5. one / een: \_\_\_\_\_

## Number bonds: / Getalbande:

Fill in the missing number to complete the number bonds. /  
Vul in die ontbrekende getalle in om die getalbande te voltooi.


## English Activity

Colour the rhyming word in each row:



bat



hat



glove




tree



bib



dog



snail




sun




frog



flower



bug



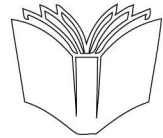
orange



star



mug



book



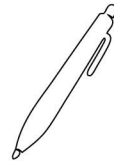
hen



fox




hop



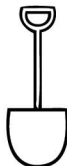
pen



leaf



mat




shovel



wig



cat



whale



## Halving / Halfering

Find the halves of the amounts below: /  
Vind die helfde van die getalle hieronder:

half of 6 =  +   
helfde van 6 =

half of 2 =  +   
helfde van 2 =

half of 10 =  +   
helfde van 10 =

half of 8 =  +   
helfde van 8 =

half of 12 =  +   
helfde van 12 =

half of 14 =  +   
helfde van 14 =

half of 4 =   
helfde van 4 =



## English / Afrikaans

## Verbs / Werkswoorde

Match the words with their corresponding images: /  
Verbind die woorde met die regte prentjie:

walk  
loop



run  
hardloop



play  
speel



read  
lees



write  
skryf



jump  
spring



talk  
praat







# English / Afrikaans

3

## Groups of 3. / Groepe van 3.

Count in 3's: / Tel in 3's:



3



6



9

Make groups of 3: / Maak groepe van 3:

Example: / Voorbeeld:



2

groups of three – groepe van drie



groups of three – groepe van drie



groups of three – groepe van drie



groups of three – groepe van drie




groups of three – groepe van drie

Make groups of 3: / Maak groepe van 3:

Week 8

Grade 1



## Verbs / Werkwoorde

Circle the action verb in the sentences: /  
Omkring die werkwoord in die sinne:



1. He is hopping like a rabbit.

Hy spring soos 'n haas.

2. Kate is drinking water.

Karen drink water.

3. I am eating an apple.

Ek eet 'n appel.



4. I am singing my favourite song.

Ek sing my gunsteling lied.

5. They are studying together.

Hulle leer saam.



6. He is jumping over the ball.

Hy spring oor die bal.



7. Ann is looking at her pet.

Anna kyk na haar troeteldier.












8. The player is running with the ball.

Die speler hardloop met die bal.



## Number bonds / Getalbande

Write the missing number to make 10. /  
Skryf die ontbrekende getal om 10 te maak.

## Computation / Berekening

Count the objects, write the numbers and find the sum. /  
Tel die voorwerpe, skryf die nommer en vind die som.





+

=





+

=




+

=




+

=



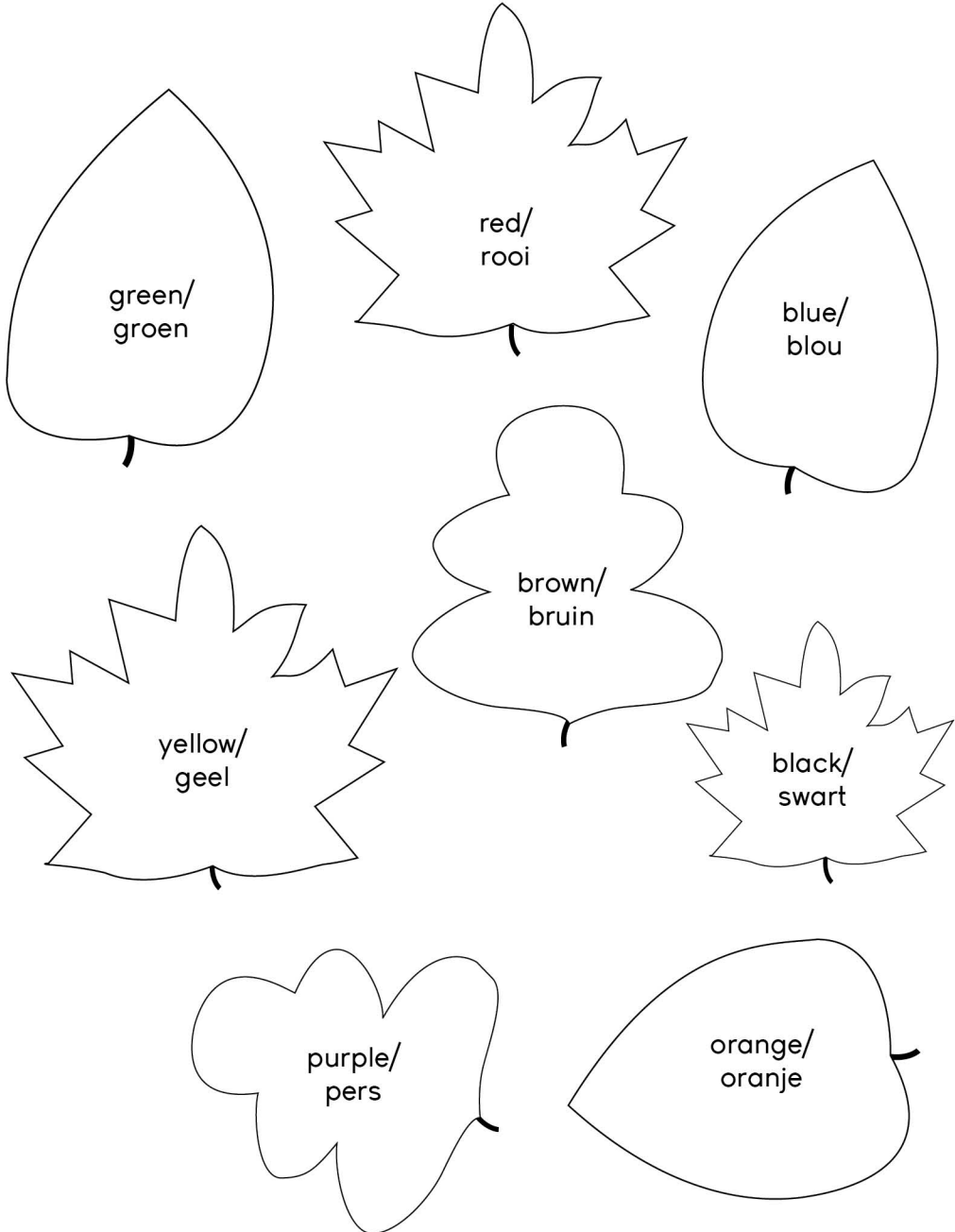

+

=



## Autumn Colours / Herfs Kleure

Read the words and colour the leaves with that specific colour. /  
Lees die woorde en kleur die blare in met daai kleur.






# Collage

Collage the autumn tree with used tea bags. /  
Collage die herfsboom met gebruikte teesakkies.

Week 8

Grade 1





# ESTEEMED STAKEHOLDERS

On behalf of the Ministry of Education Arts and Culture, we wish to take this opportunity to thank you all, who have completed the survey as per our call. The survey has made it possible for all the schools that has completed it fully, to be able to receive the correct number of books in terms of quantities as well as the amount of books needed for languages used.

We are certain that there are schools that has not yet completed due to various challenges and we are kindly requesting the Principals of such schools to get in touch with our office at mobile number +264 81 850 3609 or by email [sophy@nmh.com.na](mailto:sophy@nmh.com.na) to be able to still receive their surveys so that we complete the process.

We are confident that this initiative by the Ministry of Education, Arts and Culture is embraced by all stakeholders and as a distribution partner, we look forward to a productive 2021.

**NMH** NAMIBIA  
MEDIA  
HOLDINGS



# Success begins with education

Parents will be able to visit the website and watch daily videos or they can subscribe to our Zoshy Telegram channel to receive daily videos. One can also download the PDF version of the book on the website. Also watch our daily show on Active Kids to watch your favourite lessons.



<https://t.me/zoshyonline>



**For extra perks!**

ONLINE

**How does it work?**



## Easy peasy steps to follow

## Register at zoshy

You can save your favourite lessons and find them easier



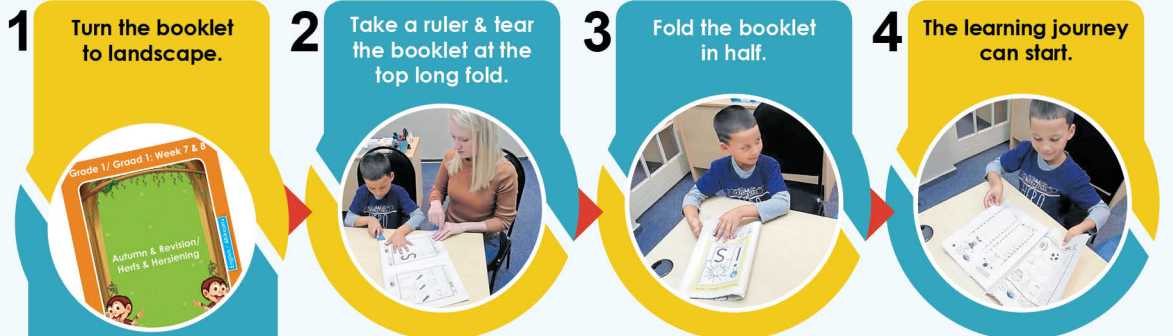
- Step 1: Find us at [www.zoshy.online](http://www.zoshy.online) or scan the QR code
- Step 2: Find your grade and select the year
- Step 3: Choose your language
- Step 4: Choose the week you want to learn out of
- Step 5: Choose lessons from what lessons there are
- Step 6: Download booklet if you do not have it
- Step 7: Watch and follow the teacher as she explains what to do in the book
- Step 8: Follow us on Facebook (Zoshy & Active Kids ) to never miss a video
- Step 9: Subscribe to our Zoshy Telegram channel if you want to receive daily updates



[www.zoshy.online](http://www.zoshy.online)

In collaboration with the Ministry of Education, Arts and Culture

**PRINT**



**STEPS**  
HOW TO TEAR & USE  
THE BOOKLET

