

Pre-primary: Week 11 & 12

Ntambo zetateko: Sivike 11 & 12

5-6 years/ nomvhura 5-6

English / Rukwangali

Draw a picture of your house. /
Faneka efano lyembo lyeni.

My Home / My Huis



1

2

3

4

5

These numbers indicate which day you can complete each worksheet! But if you want to, you can work ahead and do the rest as well.

This publication is a collaboration between the Ministry of Education, Arts and Culture and Namibia Media Holdings. This publication is sponsored by the Ministry.

Copyright © Ministry of Education, Arts and Culture. All parts of this publication cannot be reproduced, stored in a retrieval system or transmitted in any form or by any means, electronic, mechanical, photocopying, recording or otherwise without prior permission of the Ministry of Education, Arts and Culture or the Publisher.

Production by: Namibia Media Holdings **NMH** NAMIBIA MEDIA HOLDINGS

Printing: Newsprint Namibia **newsprint** NAMIBIA

The Ministry of Education, Arts and Culture
www.moe.gov.na



My home / Embo lyange



Colour the house with the colours of your choice. /
Kwita nzugo, ruganesa nkenye ruvara ono hara.



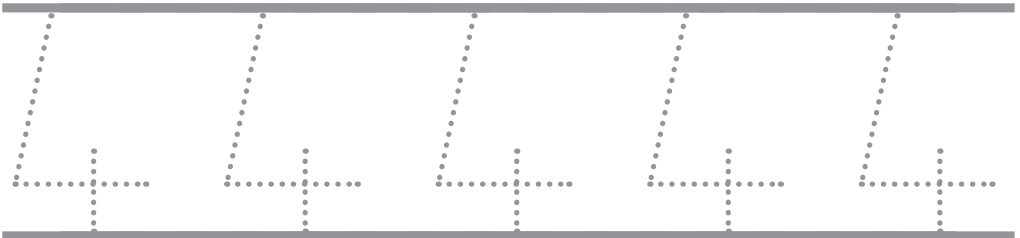
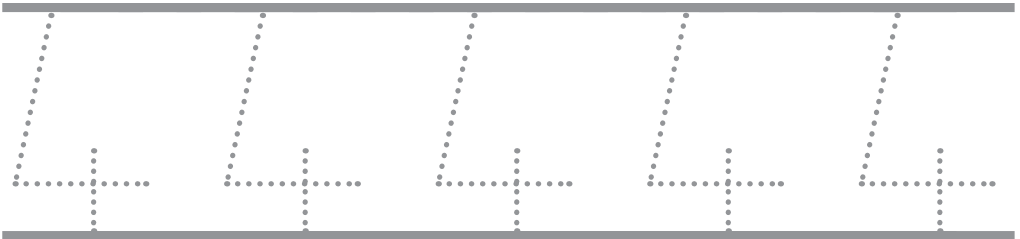
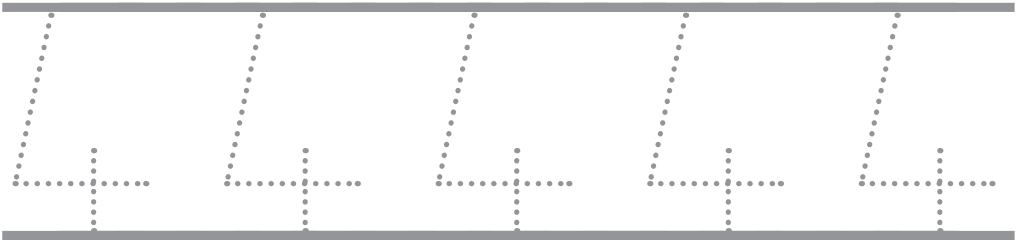
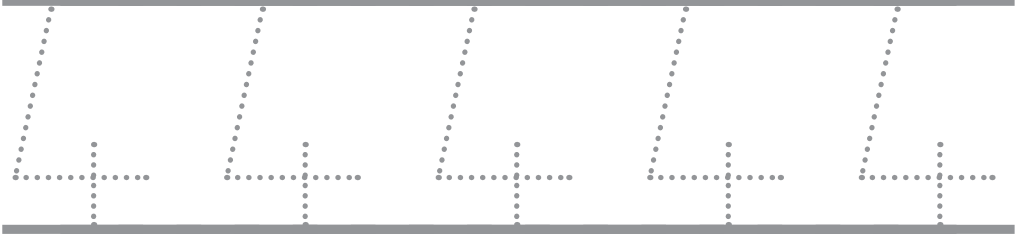
Sivike 11

Ntambo zetateko

Colour the picture which shows the correct way of crossing a road. /
Kwita efano eli lina kulikida uhunga wokutaguruka sitaura.



Trace the number 4. / Kwama nomora 4.



Sivike 11

Ntambo zetateko

Use newspapers to cut out the shape of a house and paste it on this page. / Ruganesa saitunga otetagure yifano yomaruha gonzugo makura oyirameke mosihwi sonzugo pepenuno apa:


Sivike 11

Ntambo zetateko



Match the words to the pictures. /
Gwanekedesa nonkango edi komafano gouhunga.

door / evero




wall / ekuma



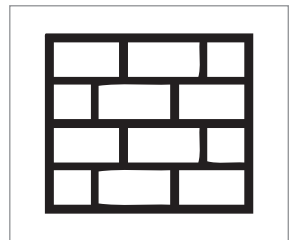
Sivike 11

window / ekende




Ntambo zetateko


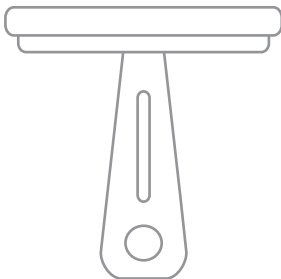
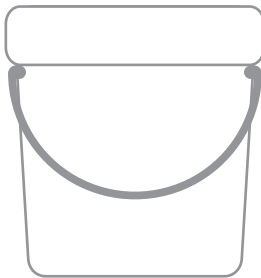
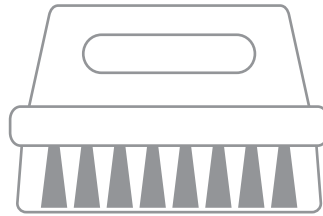
roof / yipereki



floor / situpa



Colour all cleaning tools used to clean the house. / Kwita yininke
nayinye eyi ava ruganesa pokuzeresa nzugo.



Sivike 11

Ntambo zetateko

Complete the number pattern. / Manesa patorona zo nonomora.

4, 3, 2, 1,
4, 3, __, __

1, 2, 3, 4,
__, 2, __, 4

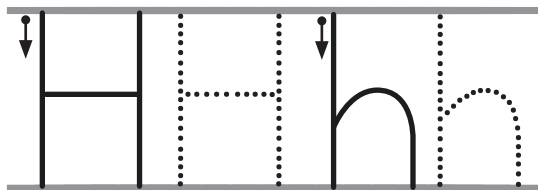
4, 3, __, __, __,
4, __, __, __, __

Sivike 11

Ntambo zetateko

All about the letter 'h' / Nayinye kuhamena ndanda "h"

Trace the dotted lines on the letter h. Then write your own h next to it. /
Kwama moyindomo yo ndanda "h", makura nove otjange ndanda "h" zoge.




horse


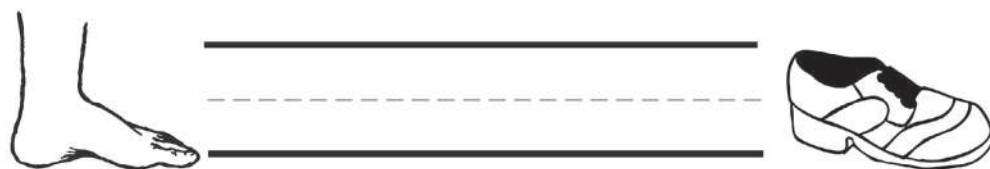
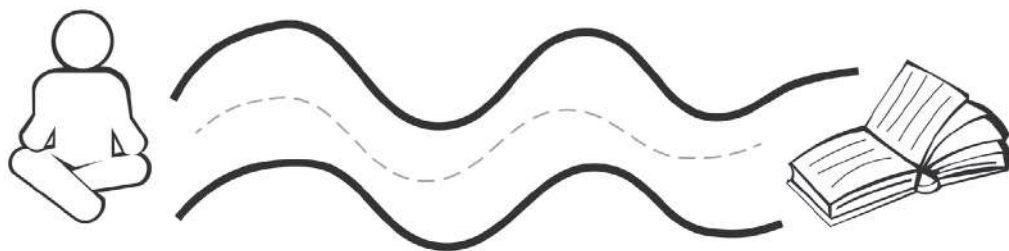
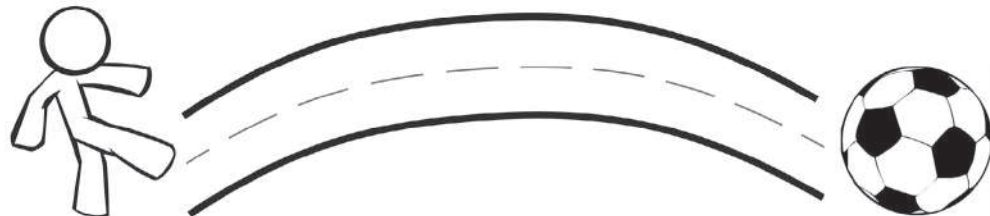
Sivike 11



Ntambo zetateko



Trace the pattern until the end and do not stop./
Kwama patorona dogoro kouhura ntani waha hageka.



Sivike 11

Ntambo zetateko






Draw cleaning materials or tools used to clean the house. Talk about the danger of living in a dirty house with your teacher or parent. /
 Faneka yinkinke ava ruganesa pokuzeresisa monzugo. Liyonga nomurongi / vakurona maudigu gokutunga monzugo zokunyata.

Sivike 11

Ntambo zetateko



Colour all the pictures that starts with the h sound.



Sivike 11

Ntambo zetateko

Draw any dangerous objects in the house and talk about it with your teacher or parent. / Faneka yininke yokureta siponga membo ntani ove oyili yonge nomurongi / mukurona.

Sivike 11

Ntambo zetateko



Collage this house with any materials available. /
Vandayika nzugo ezi nankenye eyi ono hara kuruganesa.



Sivike 11

Ntambo zetateko


Draw any special occasion that you had in your house./
Faneka nkenye sipimpo sehafo esi sahorokere membo lyeni.

Sivike 11

Ntambo zetateko



Colour the first picture blue, second picture red and the last picture yellow. / Gwanekedesa nonkango do kulifana.



Join the words that are the same. /
Gwanekedesa nonkango do kulifana.

door / evero

roof / yipereki

Sivike 12

wall / ekuma

door / evero

Ntambo zetateko

window / ekende

house / nzugo

roof / yipereki

window / ekende

house / nzugo

wall / ekuma

Identify the names with same beginning sound./
Nongonona madina gana vareke nomuhagaro gokulifana.



Haingura

Sivike 12



Runguro

Ntambo zetateko




Hausiku

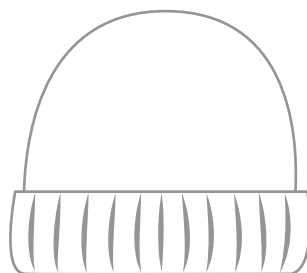
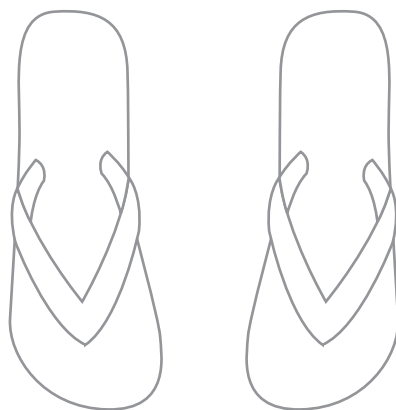
Match the number to the correct set of houses. /
Gwanekedesa nomora kefano lyouhunga.

Sivike 12

Ntambo zetateko



Colour the pictures of clothes. For clothes that we wear in summer, colour it yellow and for clothes that we wear in winter, colour it blue. / Kwita mafano go yikoverero. Ruganesa uhenga okwite yikoverero atu dwara pokwenye ntani sinauguru kweyi atu dwara po kufu.



Sivike 12

Ntambo zetateko

Create your dream house by finger painting. /
Ruganesa nonyara doge opayinde nzugo zoge zakuza komutjima.

Sivike 12

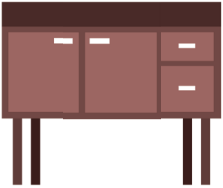
Ntambo zetateko



Circle all the green items. / Dingilika yifano yosinamahako nayinye.



Sivike 12



Ntambo zetateko





Find a house in a magazine or newspaper and paste it on this page. /
Papara efano lyo nzugo mosayitunga ndi mekurante makura orameke
pepenuno apa.

Sivike 12

Ntambo zetateko



Cut out the pictures cards and paste them in the correct sequence. /
Tetagura yikarata yo mafano aga makura oga rameke melikwamo lyo uhunga.



Sivike 12

Ntambo zetateko

Cut out the picture cards and play a game:

Take a card, show others what tool is on the card and say how it can be used to clean the house. /

Tenga yikarata yomafano odane sidanwa. Gusa sikarata simwe, likida vakweni asi yinke yinakarapo makura tanta asi ngapi omu ava siruganesa pokuzeresa nzugo.



Sivike 12



Ntambo zetateko





Cut out and build the puzzle: /
Tetagura makura otunge efano olyo mouhunga.



Sivike 12

Ntambo zetateko



Success begins with education

Parents will be able to visit the website and watch daily videos or they can subscribe to our Zoshy Telegram channel to receive daily videos. One can also download the PDF version of the book on the website. Also watch our daily show on Active Kids to watch your favourite lessons.



<https://t.me/zoshyonline>

How does it work?



For extra perks!

Register at zoshy

You can save your favourite lessons and find them easier

Easy peasy steps to follow

- Step 1: Find us at www.zoshy.online or scan the QR code
- Step 2: Find your grade and select the year
- Step 3: Choose your language
- Step 4: Choose the week you want to learn out of
- Step 5: Choose lessons from what lessons there are
- Step 6: Download booklet if you do not have it
- Step 7: Watch and follow the teacher as she explains what to do in the book
- Step 8: Follow us on Facebook (Zoshy & Active Kids) to never miss a video
- Step 9: Subscribe to our Zoshy Telegram channel if you want to receive daily updates



www.zoshy.online

In collaboration with the Ministry of Education, Arts and Culture

PRINT

1

Turn the booklet to landscape.

2


Take a ruler & tear the booklet at the top long fold.

3

Fold the booklet in half.

4

The learning journey can start.



STEPS
HOW TO TEAR & USE
THE BOOKLET





GET TO KNOW YOUR TEACHERS!



MEET OUR RUKWANGALI TRANSLATORS



Annaclea Mavara



Cecilia Mandema

Elirongo lyo Zoshy, kusikisamo yihepwa yovarongwa melirongo lyawo. Alyo Kugava mbatero kekuliko lyo nondunge nopagazaro.

Get to know more about another Namibian language!

This week we will be learning about ***Khoekhoegowab***.

Did you know?

- Khoekhoegowab has 4 clicks, namely !, |, || and ʘ.
- It is spoken in Namibia, Botswana and South Africa.
- There are about 200 000 people in Namibia that speaks Khoekhoegowab.
- Regions in Namibia where it is mostly spoken include; **Kunene, Khomas, Hardap, Omaheke, Otjizondjupa and Oshikoto.**

Take part in our competition of the week!

You stand a chance to

WIN N\$ 100

What have you enjoyed about the My Zone school books and online school? Whatsapp your answer with the following:

+264 81 850 3609

Name & Surname, Grade, School and picture of you holding one of our books.

