

# Grade 3: Week 11&12

English



## Occupations & Autumn



Ministry of Education,  
Arts and Culture

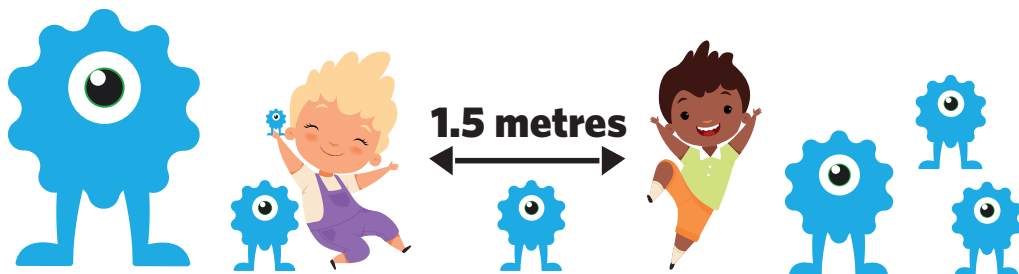



NAMIBIAN  
COMMUNITY TRUST

unicef 

for every child





These numbers indicate which day you can complete each worksheet! But if you want to, you can work ahead and do the rest as well.

**This publication is a collaboration between the Ministry of Education, Arts and Culture and Namibia Media Holdings. This publication is sponsored by the Ministry.**

**Copyright © Ministry of Education, Arts and Culture.** All parts of this publication cannot be reproduced, stored in a retrieval system or transmitted in any form or by any means, electronic, mechanical, photocopying, recording or otherwise without prior permission of the Ministry of Education, Arts and Culture or the Publisher.

**Production by: Namibia Media Holdings**  **NAMIBIA MEDIA HOLDINGS**

**Printing: Newsprint Namibia** 

# Occupations & Autumn

Read the story and answer the questions:

## What will Rudy Rabbit become?

The father rabbit throws his baby in the air and catches him. "What will Rudy Rabbit become when he grows up?" asks father rabbit. Baby rabbits sits in his basket and smiles for his mom and dad. He knows what he's going to become.

I think our baby rabbit should become a pilot, says his sister. It's nice to jump out of a plane with a parachute. He can become a firefighter says his aunt. Then he drives in a big truck to all the fires. He can become a farmer who drives a beautiful red tractor, says his uncle rabbit.

But baby rabbit does not want to be a firefighter or a pilot or a farmer when he grows up. He bounces on his father's knee.

1. Can you guess what Rudy Rabbit wants to become?

---

2. Who thinks he should become a pilot?

---

3. What does firefigters do?

---

4. What do you want to become when you grow up?

---



# Vocabulary & Sight words

1

## Vocabulary:

street vendors  
shopkeepers  
craftsmen  
customers  
pilot  
parachute  
firefighter  
farmer  
plane  
truck

## Sight words:

work  
goes  
write  
wash  
should  
become  
drives  
wants



Week 11

Grade 3





# Phonics

Read the story and answer the questions:

## oy

## oi

Write the letters on the lines.

Write the letters on the lines.

oy

oi

Circle the word that matches the picture.

day

boy

bay



point

boil

boy



Circle the words that have the oy sound as in boy.

Circle the words that have the oi sound as in boil.

toy day Jay Roy

coy bay map boy

tray may stay toys

coin jail sail oil

nail hail pail join

boil point soil tail

Write three words that have the oy sound as in boy.

Write three words that have the oi sound as in boil.

---



---



---



---



---



---



# Prepositions

## Picnic in the Countryside

The Smiths are having a fun trip out! It's the last of the summer days!

Where are they?  
in / on / under /  
beside / between/  
behind / in front of /  
near



1. The picnic basket is \_\_\_\_\_ the rug.
2. The bananas are \_\_\_\_\_ Mom and Susie.
3. The horse is \_\_\_\_\_ the hill.
4. The football is \_\_\_\_\_ Dad and Jack.
5. The bird's nest is \_\_\_\_\_ the tree.
6. The dog is \_\_\_\_\_ Dad and Jack.
7. The goat is \_\_\_\_\_ the hill. It is \_\_\_\_\_ Dad and Jack.
8. The frog is \_\_\_\_\_ the reeds.
9. The reeds are \_\_\_\_\_ the frog.
10. The duck is \_\_\_\_\_ the pond.
11. Mom and Susie are \_\_\_\_\_ the rug.
12. The blue ball is \_\_\_\_\_ the white flower.
13. The apple is \_\_\_\_\_ the tree.



# Syllable Sort

Syllables are the sounds a word makes. The word phone has one syllable. The word computer has three syllables. Sing the words in the box, write them under the correct number of syllables. Then write a sentence using one word from each of the columns.



**One Syllable**

1. \_\_\_\_\_
2. \_\_\_\_\_
3. \_\_\_\_\_
4. \_\_\_\_\_

earth	recycle
reuse	reduce
trash	paper
energy	plastic
glass	gasoline
sun	animal





**Two Syllables**

1. \_\_\_\_\_
2. \_\_\_\_\_
3. \_\_\_\_\_
4. \_\_\_\_\_



**Three Syllables**

1. \_\_\_\_\_
2. \_\_\_\_\_
3. \_\_\_\_\_
4. \_\_\_\_\_




---



---



---



---



---




---



# Irregular Plural Nouns

1. The \_\_\_\_\_ went to see a play at the theatre.  
**(child / children)**
2. Mom bought two \_\_\_\_\_ of bread at the store.  
**(loafs / loaves)**
3. I like autumn when all the \_\_\_\_\_ fall from the trees.  
**(leaves / leafs)**
4. Three blind \_\_\_\_\_ is a nursery rhyme.  
**(mice / mouses)**
5. I went to the dentist and got all of my \_\_\_\_\_ checked.  
**(teeth / tooths)**
6. The \_\_\_\_\_ stole all the jewellery.  
**(thiefs / thieves)**
7. The cow had two baby \_\_\_\_\_ .  
**(calfs / calves)**
8. We bought \_\_\_\_\_ for everyone for Christmas.  
**(scarves / scarfs)**
9. We saw five \_\_\_\_\_ at the petting zoo.  
**(sheep / sheeps)**
10. The pond was full of different \_\_\_\_\_ .  
**(fish / fishes)**



# Creative writing

Write your own story of about five sentences of what you want to become and why:




---



---



---



---



---





# Sums of 10

Make sums of 10 by drawing circles.


6	4	7	5	5
2	8	3	6	2
9	10	4	9	7
1	0	8	3	4
6	5	2	9	6
3	7	1	5	5
4	7	3	2	8

Grade 3 Week 11

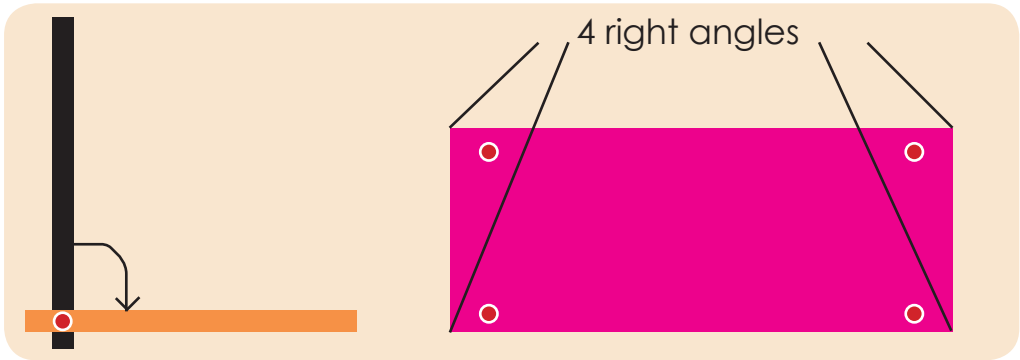


# Shapes

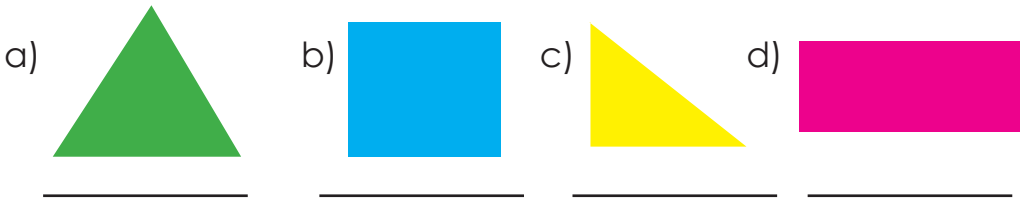
1. This is a pentagon.  
Use the drawing and answer the questions:



- a) How many sides does it have? \_\_\_\_\_
- b) Are the sides the same length? \_\_\_\_\_
- c) How many triangles do you need to make a pentagon?  
Show your answer. \_\_\_\_\_



2. Write the name of the shapes.



Fill in the shapes that match the property.

Property	Shapes
Equal sides	
Straight sides	
Curved sides	
Four angles	



## Subtraction

$$\begin{array}{r} 92 \\ - 89 \\ \hline \\ \hline \end{array}$$

$$\begin{array}{r} 46 \\ - 18 \\ \hline \\ \hline \end{array}$$

$$\begin{array}{r} 55 \\ - 27 \\ \hline \\ \hline \end{array}$$

$$\begin{array}{r} 76 \\ - 39 \\ \hline \\ \hline \end{array}$$

$$\begin{array}{r} 92 \\ - 79 \\ \hline \\ \hline \end{array}$$

$$\begin{array}{r} 58 \\ - 29 \\ \hline \\ \hline \end{array}$$

$$\begin{array}{r} 93 \\ - 45 \\ \hline \\ \hline \end{array}$$

$$\begin{array}{r} 84 \\ - 56 \\ \hline \\ \hline \end{array}$$

$$\begin{array}{r} 92 \\ - 34 \\ \hline \\ \hline \end{array}$$





# Problem solving

4

1. There are 178 male doctors and 163 female doctors at the workshop. Out of these doctors, 244 have brown eyes. How many doctors do not have brown eyes?

---

2. Jeff has 558 contract workers. 116 workers are builders and 323 are tilers. How many workers are not builders or tilers?

---

3. 51 children and 24 teachers went to see a new movie on a Friday night. If the movie theatre has 95 seats, how many seats were empty?

---

4. The driver, Mr Trevor needs to drive for 100km. If he drove for 45 km in the morning and 12 km in the afternoon, how many more kilometres does Mr Trevor have left to drive?

---

Week 11

Grade 3



# Numbers

1. Find the missing numbers.

a.  $2 + \underline{\quad} = 20$

f.  $2 + \underline{\quad} = 19$

b.  $11 + \underline{\quad} = 20$

g.  $9 + \underline{\quad} = 17$

c.  $\underline{\quad} + 3 = 20$

h.  $\underline{\quad} + 3 = 15$

d.  $\underline{\quad} + 15 = 20$

i.  $\underline{\quad} + 15 = 16$

e.  $7 + \underline{\quad} = 20$

f.  $7 + \underline{\quad} = 19$

2. Round off to the nearest 10.

a)



b)



c)



d)



e)



f)



a \_\_\_\_\_

b \_\_\_\_\_

c \_\_\_\_\_

d \_\_\_\_\_

e \_\_\_\_\_

f \_\_\_\_\_

3. Write the next two numbers in the pattern:

a. 57, 59, 61, \_\_\_\_\_, \_\_\_\_\_

b. 60, 63, 66, \_\_\_\_\_, \_\_\_\_\_

c. 70, 75, 80, \_\_\_\_\_, \_\_\_\_\_

d. 40, 50, 60, \_\_\_\_\_, \_\_\_\_\_

e. 80, 84, 88, \_\_\_\_\_, \_\_\_\_\_


f. 95, 90, 85, \_\_\_\_\_, \_\_\_\_\_



# Division

Divide the dots by:

**Example:**




$$10 \div 2 = 5$$

$$10 \div 3 = 3 \text{ remainder } 1$$

$$10 \div 4 = 2 \text{ remainder } 2$$

$$10 \div 5 = 2$$



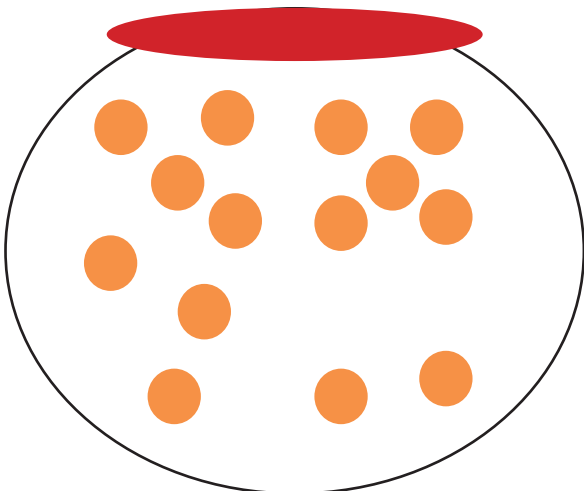
Divide the dots by:

a. 2 \_\_\_\_\_

b. 3 \_\_\_\_\_

c. 4 \_\_\_\_\_

d. 5 \_\_\_\_\_



Divide the dots by:

a. 2 \_\_\_\_\_

b. 3 \_\_\_\_\_

c. 4 \_\_\_\_\_

d. 5 \_\_\_\_\_



# Calendar of March

Use the calendar to answer the questions:

S	M	T	W	T	F	S
	1	2	3	4	5	6
7	8	9	10	11	12	13
14	15	16	17	18	19	20
21	22	23	24	25	26	27
28	29	30	31			

1. Write the date of the first Monday: \_\_\_\_\_
2. Write the date of the last Friday: \_\_\_\_\_
3. How many days from 10 to 23 March? \_\_\_\_\_
4. How many days between the 15th and the 26th day?  
\_\_\_\_\_
5. On what day did Independence Day fall in 2021? \_\_\_\_\_
6. Write the day of 12 March 2021. \_\_\_\_\_
7. Write the day of 29 March 2021. \_\_\_\_\_
8. What was the last day in February 2021? \_\_\_\_\_
9. Which day will be the first day of April 2021?  
\_\_\_\_\_



## Read the poem

### Autumn Time

The wind is playing autumn games.  
Through the gardens and the lanes.  
Picking up, and swirling round.  
Leaves of orange, red and brown.  
Gusting through each swaying tree.  
Tossing apples until they're free.  
Shaking conkers until they drop.  
And open wide with prickly pop.  
The wind is dancing full of fun.  
Laughing in the autumn sun.  
It tumbles acorns, fir cones, leaves.  
To make a carpet under trees.



**Vocabulary**

temperature  
leaves  
windy  
hot  
trees  
animals  
plants

**Sight words**

brown  
know  
now



# Phonics: aw & ow

# aw      ow



Write the letters on the lines.

Write the letters on the lines.

**aw** \_\_\_\_\_  
 \_\_\_\_\_  
 \_\_\_\_\_

**ow** \_\_\_\_\_  
 \_\_\_\_\_  
 \_\_\_\_\_

Circle the word that matches the picture.

say	saw	slow	flower	flow	flew
					

Circle the words that have the letters aw.

Circle the words that have the letters ow.

paw      snow      lawn  
 fawn      bowl      yawn  
 saw      law      cow

flower      claw      towel  
 howl      straw      brown  
 crown      owl      tail

Write three words that have aw as in saw.

Write three words that have ow as in cow.

\_\_\_\_\_  
 \_\_\_\_\_  
 \_\_\_\_\_

\_\_\_\_\_  
 \_\_\_\_\_  
 \_\_\_\_\_

Week 12

Grade 3



# Verbs

Look at the pictures below and write the words at the correct picture:

watch

dance

write

study

go

drink

listen

ride a bike

play football

read

walk

cook

swim

run

eat

play the piano

Week 12

Grade 3





# Question words

## Who

do I like doing this activity with?  
\_\_\_\_\_

## When

do I do this activity?  
\_\_\_\_\_

## Why

do I like this activity?  
\_\_\_\_\_

## What

is my favourite activity?  
\_\_\_\_\_  
\_\_\_\_\_

## Where

do I do this activity?  
\_\_\_\_\_

## How

do I feel when I do this activity?  
\_\_\_\_\_



Week 12  
Grade 3

My favourite activity is to make cupcakes. I like doing this activity because it's fun and I love eating my delicious cupcakes with peanut butter frosting. Usually, I am alone when I make cupcakes. I make cupcakes on weekends. I do this activity in my kitchen at my house. When I make cupcakes, I feel really good, calm and very happy.



# Pronouns

Match the word or group of words on the left with the corresponding pronoun on the right:

- |    |                  |         |
|----|------------------|---------|
| 1. | Pat and I        | a. he   |
| 2. | Joseph           | b. she  |
| 3. | Alicia           | c. we   |
| 4. | the big truck    | d. they |
| 5. | Kevin and Martin | d. it   |



Write a pronoun that could replace the underlined word(s) in each sentence:

- Joseph loves to sing. \_\_\_\_\_
- Jennifer and Carl enjoy listening to Joseph's singing. \_\_\_\_\_
- Joseph will sing a duet with Olivia. \_\_\_\_\_
- Olivia has a beautiful voice too. \_\_\_\_\_
- The concert will be tomorrow evening. \_\_\_\_\_
- Freddy and I will be sitting in the front row. \_\_\_\_\_
- Freddy will go with Joseph's parents. \_\_\_\_\_



# Word search

## Autumn Word Search



h	t	b	x	t	n	y	e	l	l	o	w
b	r	o	w	n	s	e	j	j	s	l	s
g	b	h	v	t	t	p	y	u	q	i	c
c	q	q	z	f	x	a	e	j	u	c	a
m	l	e	a	v	e	s	c	a	i	w	r
c	j	s	y	i	l	g	b	o	r	k	e
h	a	r	v	e	s	t	o	d	r	i	c
f	s	e	u	o	r	a	n	g	e	n	r
w	a	d	k	l	a	p	f	q	l	r	o
s	s	l	d	q	f	x	i	g	x	a	w
k	b	m	l	y	l	h	r	c	x	k	p
a	p	p	l	e	b	h	e	y	c	e	h

rake

scarecrow

brown

yellow

squirrel

leaves

apple

red

bonfire

harvest

fall

pear

orange

acorn

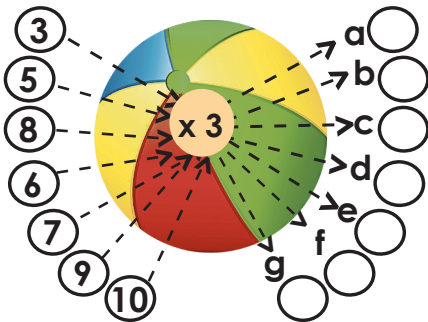


# Multiplication

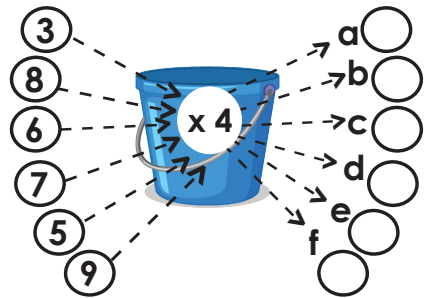
1. Multiply and find the missing numbers:

x	1	2	3	4	5	10
1	1	2	3			10
2	2	4	6			
5	5			20		
10	10	20	30	40		



2. Times 3



2. Times 4




4. Break the numbers into equal groups.



Week 12  
Grade 3


# Shapes

1. Use shapes to answer the question:  
Write the name of each shape?



a. \_\_\_\_\_ b. \_\_\_\_\_ c. \_\_\_\_\_  
 d. \_\_\_\_\_ e. \_\_\_\_\_ f. \_\_\_\_\_

2. Match the two drawings with the same shape but different sizes.



3. Use the drawing to answer questions: Count and record the number of:

- 1. rectangles: \_\_\_\_\_
- 2. right angles: \_\_\_\_\_
- 3. squares: \_\_\_\_\_
- 4. pentagons: \_\_\_\_\_
- 5. ovals: \_\_\_\_\_



Week 12  
Grade 3



# Multi-step Problem solving:

4

1. Mario had two boxes of pencils with forty pencils in each box. He gave six pencils to his brother. How many pencils did Mario have left?

---



---

2. At the Tasty Bakery, cupcakes cost fifty cents each. Doughnuts cost a dollar twenty-five. How much more do two doughnuts cost than two cupcakes?

---



---

3. Pam and Ben went to the movies. Pam bought the two movie tickets for N\$7,35 each. Ben bought two buckets of popcorn at N\$5,60 each. How much more money did Pam spend on Ben?

---



---

4. There are 95 third graders at Autumn Primary School. 43 of them are girls. On Friday, 5 third grade girls and 4 third grade boys were absent. How many third grade boys were at Autumn Primary School on Friday?

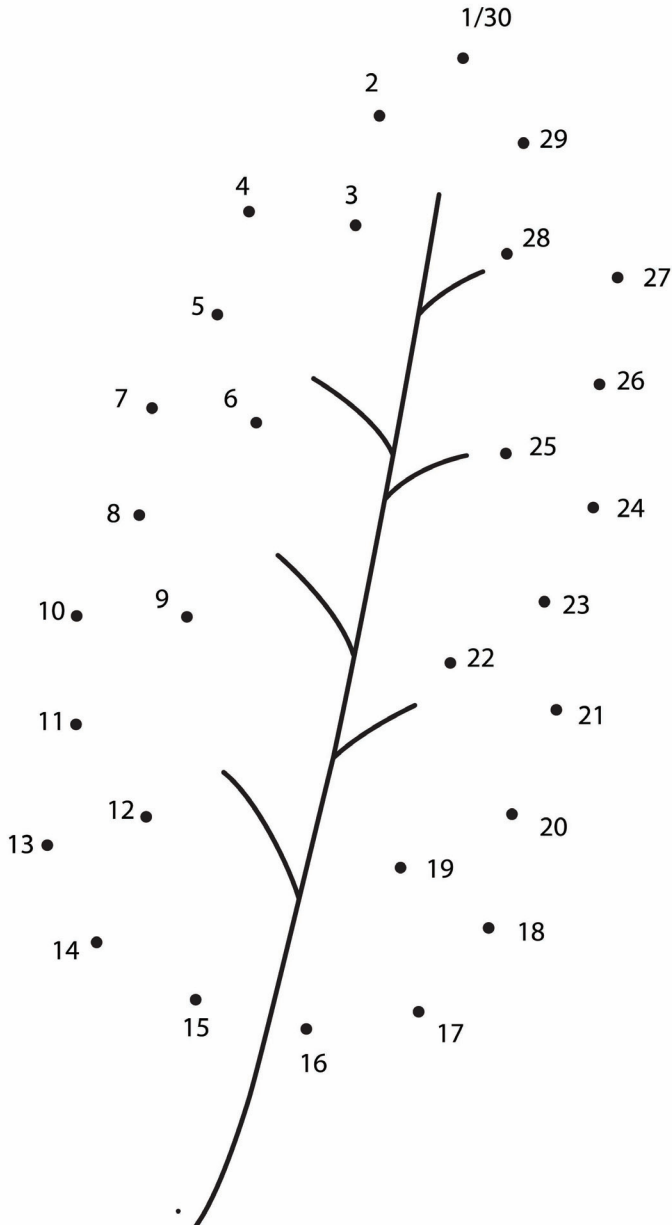
---



---



# Connect the dots



# Name the coins and notes:

Name the coins and notes.



Copy the table and describe the notes.

Note	Colour	Head on the front	Animals at the back	Number of animal
a) N\$ 10				
b) N\$ 20				
c) N\$ 50				
d) N\$ 30				
e) N\$100				





# Addition and Subtraction

$$\begin{array}{r} 52 \\ +26 \\ \hline \\ \hline \end{array}$$

$$\begin{array}{r} 81 \\ - 19 \\ \hline \\ \hline \end{array}$$

$$\begin{array}{r} 68 \\ - 13 \\ \hline \\ \hline \end{array}$$

$$\begin{array}{r} 33 \\ + 21 \\ \hline \\ \hline \end{array}$$

$$\begin{array}{r} 98 \\ - 14 \\ \hline \\ \hline \end{array}$$

$$\begin{array}{r} 27 \\ - 18 \\ \hline \\ \hline \end{array}$$

$$\begin{array}{r} 82 \\ + 14 \\ \hline \\ \hline \end{array}$$

$$\begin{array}{r} 78 \\ - 40 \\ \hline \\ \hline \end{array}$$

$$\begin{array}{r} 63 \\ - 35 \\ \hline \\ \hline \end{array}$$

Week 12  
Grade 3



# Money

Write the total amount of money.



= \_\_\_\_\_



= \_\_\_\_\_



= \_\_\_\_\_



= \_\_\_\_\_



= \_\_\_\_\_

How much change will I get if



N\$1,00

I pay with a N\$5

= \_\_\_\_\_



N\$5

I pay with a N\$8,00

= \_\_\_\_\_



N\$1,50

I pay with a N\$2,00

= \_\_\_\_\_



N\$7,50

I pay with a N\$10,00

= \_\_\_\_\_





# ESTEEMED STAKEHOLDERS

On behalf of the Ministry of Education Arts and Culture, we wish to take this opportunity to thank you all, who have completed the survey as per our call. The survey has made it possible for all the schools that has completed it fully, to be able to receive the correct number of books in terms of quantities as well as the amount of books needed for languages used.

We are certain that there are schools that has not yet completed due to various challenges and we are kindly requesting the Principals of such schools to get in touch with our office at mobile number +264 81 850 3609 or by email [sophy@nmh.com.na](mailto:sophy@nmh.com.na) to be able to still receive their surveys so that we complete the process.

We are confident that this initiative by the Ministry of Education, Arts and Culture is embraced by all stakeholders and as a distribution partner, we look forward to a productive 2021.

**NMH** NAMIBIA  
MEDIA  
HOLDINGS



# Success begins with education

Parents will be able to visit the website and watch daily videos or they can subscribe to our Zoshy Telegram channel to receive daily videos. One can also download the PDF version of the book on the website. Also watch our daily show on Active Kids to watch your favourite lessons.



<https://t.me/zoshyonline>



ONLINE

For extra perks!

How does it work?



## Easy peasy steps to follow

## Register at zoshy

You can save your favourite lessons and find them easier



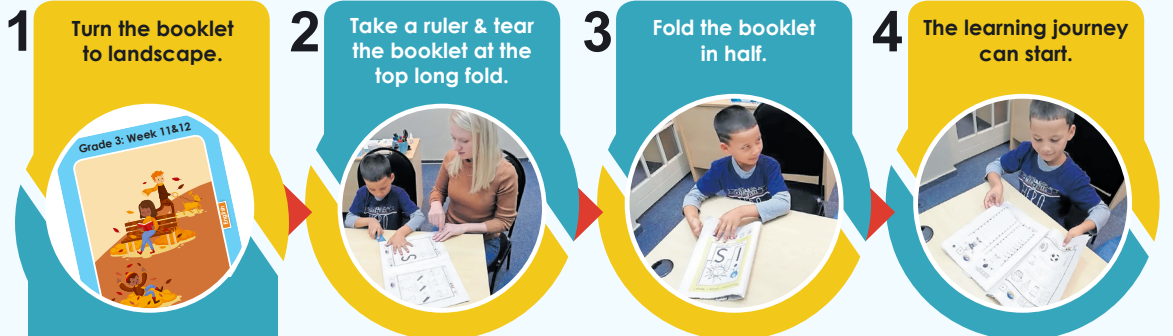
- Step 1: Find us at [www.zoshy.online](http://www.zoshy.online) or scan the QR code
- Step 2: Find your grade and select the year
- Step 3: Choose your language
- Step 4: Choose the week you want to learn out of
- Step 5: Choose lessons from what lessons there are
- Step 6: Download booklet if you do not have it
- Step 7: Watch and follow the teacher as she explains what to do in the book
- Step 8: Follow us on Facebook (Zoshy & Active Kids ) to never miss a video
- Step 9: Subscribe to our Zoshy Telegram channel if you want to receive daily updates



[www.zoshy.online](http://www.zoshy.online)

In collaboration with the Ministry of Education, Arts and Culture

PRINT



**STEPS**  
HOW TO TEAR & USE  
THE BOOKLET

