


Grade 2: Week 11 & 12



English

Local Businesses & Autumn

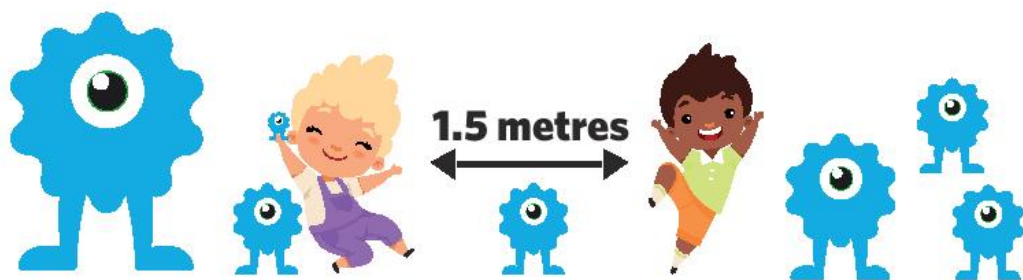


Ministry of Education,
Arts and Culture



unicef 
for every child





- | | | | | |
|---|---|---|---|---|
| 1 | 2 | 3 | 4 | 5 |
|---|---|---|---|---|

These numbers indicate which day you can complete each worksheet! But if you want to, you can work ahead and do the rest as well.

This publication is a collaboration between the Ministry of Education, Arts and Culture and Namibia Media Holdings. This publication is sponsored by the Ministry.

Copyright © Ministry of Education, Arts and Culture. All parts of this publication cannot be reproduced, stored in a retrieval system or transmitted in any form or by any means, electronic, mechanical, photocopying, recording or otherwise without prior permission of the Ministry of Education, Arts and Culture or the Publisher.

Production by: Namibia Media Holdings **NMH** NAMIBIA MEDIA HOLDINGS

Printing: Newsprint Namibia **newsprint**

The Ministry of Education, Arts and Culture
www.moe.gov.na



Colourful Leaves

Color the leaves: blue if the sum is 13.
red if 14; pink if 15 and purple if 16

$12 + 4$

$6 + 7$

$1 + 13$

$5 + 10$

$8 + 6$

$4 + 11$

$10 + 6$

$14 + 1$

$3 + 10$

$15 + 1$

$7 + 9$

$2 + 12$

$13 + 2$

$9 + 5$

$12 + 1$

$8 + 8$

$4 + 9$

$2 + 14$

$9 + 6$

$11 + 3$

$5 + 1$

$12 + 3$


$10 + 4$

$5 + 8$

Tens and Units

Circle the objects below in groups of ten. Then write the number of tens in the box on the right.

Example:



2	3
Tens	Units

Grade 2

1.



Tens	Units

Week 11

2.



Tens	Units

3.



Tens	Units



Read the story and answer the questions below:

Shopping days:

On Saturday I lied in bed when mother called me in a loud voice, "Come on sweetie! We are going to Wernhil Park this morning!" I jumped out of bed because I love shopping days. When we get to the mall, my mom asked where we can buy groceries. I asked her what groceries are. She replied that groceries are the things we use and eat in the house.

Here is our groceries list:



1. Where do you buy groceries?

2. Write your grocery list of only 5 items

Decomposition

2

Break down the following numbers into **tens** and **units**:

Example: $13 = 10 + 3$

a) $17 = \underline{\quad} + \underline{\quad}$

b) $54 = \underline{\quad} + \underline{\quad}$

c) $29 = \underline{\quad} + \underline{\quad}$

d) $45 = \underline{\quad} + \underline{\quad}$

e) $61 = \underline{\quad} + \underline{\quad}$

f) $93 = \underline{\quad} + \underline{\quad}$

g) $33 = \underline{\quad} + \underline{\quad}$

h) $86 = \underline{\quad} + \underline{\quad}$

i) $58 = \underline{\quad} + \underline{\quad}$

j) $70 = \underline{\quad} + \underline{\quad}$



Money

Colour the coins you will need to buy the item.

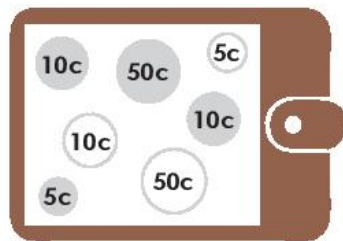
Price of items

Money

Example:



75c




Grade 2

Week 11

a)




80c



b)




95c



c)




N\$2,10



d)



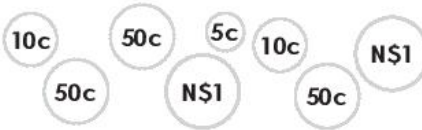
N\$1,30



e)



N\$3,50



f)



N\$5



'u'-words and Rhyming words

3

9

1. See if you can read all these words below.

nun	rub	hug	hum	cut
bud	hut	nut	sum	rug
bug	mud	sun	jug	mug
cub	fun	nut	run	hub
dug	but	gut	bun	gum

Rhyming words are words that sound the same and end the same way.

2. Find pairs of the rhyming words above and write them down:

Example: wet + pet / hop + pop

_____ + _____

_____ + _____

_____ + _____

_____ + _____

_____ + _____

_____ + _____

_____ + _____

_____ + _____

_____ + _____

_____ + _____

_____ + _____

_____ + _____

Grade 2

Week 11



Modals

can	may	must
-----	-----	------

Can is used when you can do something.

May is used when you ask something.

Must is what you should do.

Example:

Can = I **can** jump high.

May = **May** I please use your pencil?

Must = I **must** do my homework.

Grade 2

Write your own sentences with these modals:

Week 11

can = _____

must = _____

may = _____

All about Patterns

3

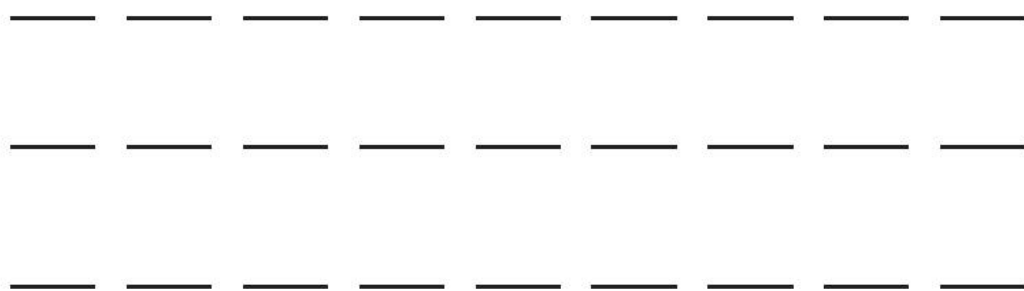
Can you complete the patterns?



Grade 2


Week 11

Can you make three patterns of your own?



Problem solving

Read each word problem carefully. Show your work.

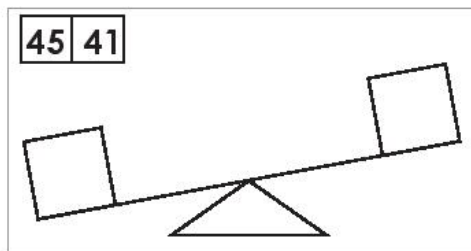
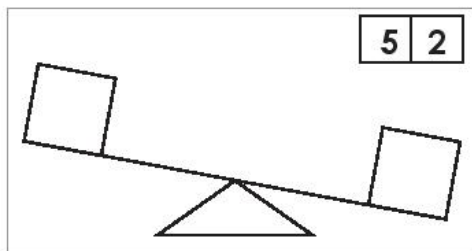
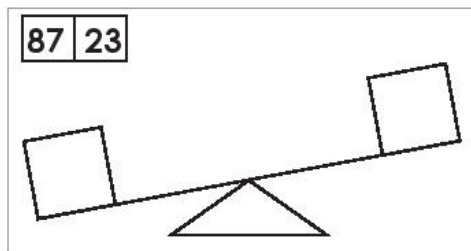
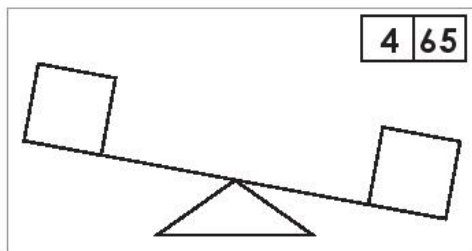
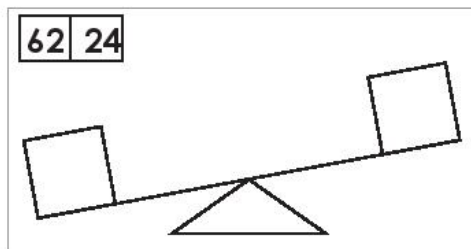
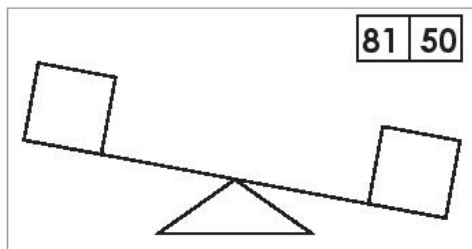
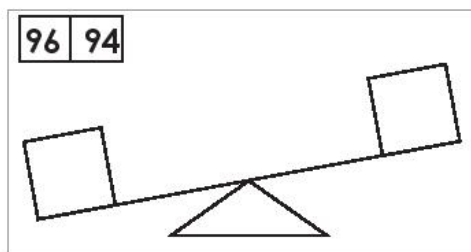
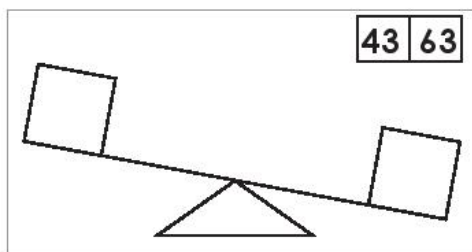
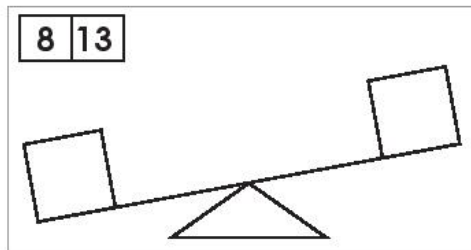
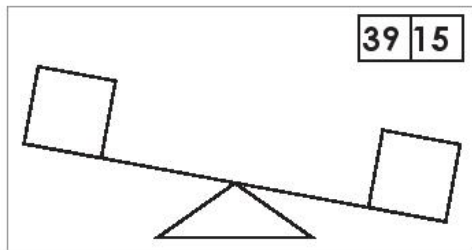
Read the word problem	Show your work
<p>Example: Mary has N\$5. She buys 3 lollipops. Each lollipop costs N\$1. How much change will she get?</p>	<p>1. </p> <p>2. Calculate: $N\\$5 - N\\$3 = N\\$2$</p>
<p>1. John charges N\$5 for cleaning a yard. How many yards does he have to clean to save N\$30?</p>	<p>1. _____</p> <p>2. Calculate: _____</p>
<p>2. Peter buys a sweet for 10c. Then he buys another one for 5c. How much money did he spend?</p>	<p>1. _____</p> <p>2. Calculate: _____</p>
<p>3. Bob has 20c in his pocket. He buys a pen for 15c. How much change will he get?</p>	<p>1. _____</p> <p>2. Calculate: _____</p>
<p>4. Tom earns N\$5 everyday for cleaning his room. If he cleans his room for 7 days. How much money has he earned?</p>	<p>1. _____</p> <p>2. Calculate: _____</p>
<p>5. Sandy has five members in her family. She buys each one an ice-cream. An ice cream costs N\$3. How much money did she spend?</p>	<p>1. _____</p> <p>2. Calculate: _____</p>



Number See-Saw

4

Write the **bigger number** in the **lower box** and **smaller number** in the **upper box** of the see-saw.



Grade 2

Week 11



Possessive Pronouns

1. Underline all the possessive pronouns in the following sentences:
 - a. I took my dog to a dog show.
 - b. His hair was longer than hers.
 - c. I saw that her dog was smaller than their dog.
 - d. Someone asked, "Is that dog yours?"
 - e. I replied, "Yes, it's mine."

Grade 2

2. Fill in: **mine / yours / his / hers / its / theirs / ours**

- a. Pick any of these fruits. The choice is _____.
- b. I have a red car. The car is _____.
- c. The shop belongs to Dad. It is _____.
- d. We bought this game together, so it is _____.

Week 11



Articles: a, an, the

5

Use ' the ' for something specific.	Use ' a / an ' for something general.	' a ' is used before words that start with a consonant.	' an ' is used before words that start with a vowel.
--	--	--	---

1. Circle the correct article (**a / an / the**) in each sentence:

- John wanted to read **a / an** comic book.
- The class went on **a / an** field trip.
- He likes to read **a / an** short story.
- Lisa put **a / an** orange in her yogurt.
- My mom likes making **an / the** cake from scratch.
- The dog caught **a / an** stick.
- I saw **a / an** otter at the zoo.
- I quickly ate **the / an** cookies.
- A / An** oval is shaped like **a / an** egg.


2. Write the correct article (a / an / the) before each noun:

- _____ first shopkeeper
- _____ soccer ball
- _____ igloo
- _____ banana
- _____ elephant
- _____ tree
- _____ last tree



Listen to the story:

Pam is a fish. She lives in the river and she is very smart. Pam and her friends love to jump in and out of the water. Pam eats a lot of small fish everyday. She likes to wiggle her tail when she is happy.



Grade 2

Week 11

Answer the following questions:

1. Where is Pam? Circle the picture of Pam



2. True or False

- Pam is a fish: _____
- Pam plays with friends: _____
- Pam cannot jump out of water: _____
- Pam wiggles her tail when she is sad: _____



Read and answer the questions below



1. Which season is it?

2. What happens to the leaves?

3. Name the colours the leaves changes to.

4. On which day are the leaves raked?

5. What is falling on my head?

6. What is your favourite season and why?

Common Nouns

1. Read the story below and write the missing nouns next to each picture:

I love going to  _____ . I ride my



_____. My friend takes the



_____. Some boys and girls ride in a




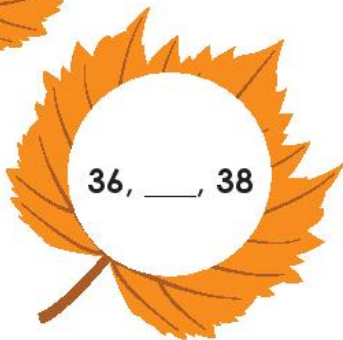










_____ with their  _____. Kids whose



_____ is near by the school, walk to school.

2. There are five more nouns. Circle all the nouns and list them on the lines:

Missing Numbers



Ordering

Write the numbers in order from the biggest to the smallest

Example

47	23	17	12	5
----	----	----	----	---

Grade 2

--	--	--	--	--

Week 12


--	--	--	--	--

--	--	--	--	--

Rhyming words

2

1. Colour the picture that rhymes with the first picture.



2. Choose any 3 of the pictures not coloured in and write your own sentences:

a) _____.


b) _____.

c) _____.



Question words

Read the story and fill in the correct question word:



Grade 2

Week 12

Hello! My name is Max and I am eight years old. My favourite activity is soccer because it's fun. I love being outdoors. I play soccer with my parents and with my best friend, Tom. I play soccer on weekends during autumn at the Blue field. When I play soccer, I feel really happy.

1. _____ old is Max?
2. _____ is his favourite activity?
3. _____ is Max best friend?
4. _____ does Max play soccer?
5. _____ is soccer his favourite activity?
6. _____ is he playing soccer on weekends?



Estimation

Guess how many leaves are in the box then count them:




Estimate
(Colour the answer)

about

about

Actual




Estimate
(Colour the answer)

about

about

Actual




Estimate
(Colour the answer)

about

about

Actual



Estimate
(Colour the answer)

about

about

Actual



Estimate
(Colour the answer)

about

about

Actual

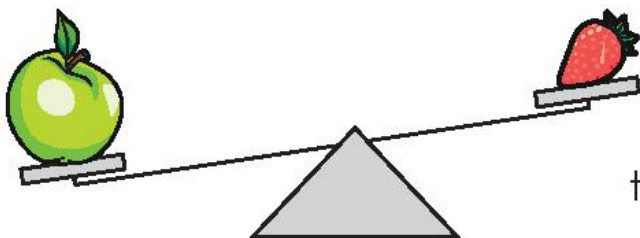
Grade 2

Week 12



Heavier / lighter

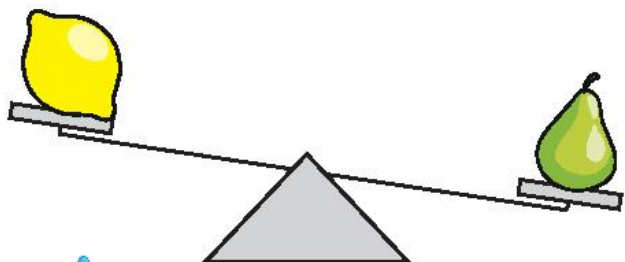
Look at the balancing scales. Write **heavier** or **lighter** to complete the sentences.



The apple is

than the strawberry.

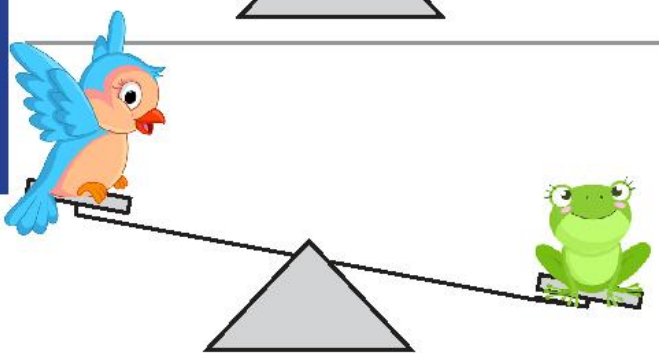
Grade 2



The lemon is

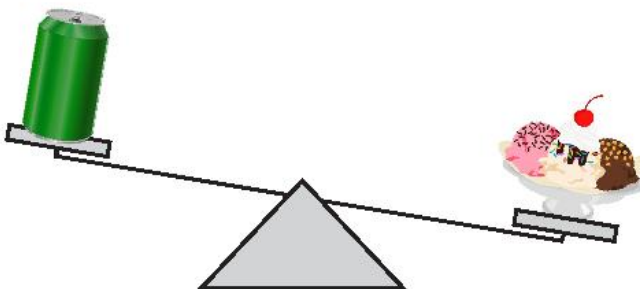
the pear.

Week 12



The frog is

than the bird.



The can is

the ice-cream.

Verbs

Verbs are **doing words!**

Circle the verbs:

walk	kitten	say	eat	water
fly	book	stop	paper	mouse
writes	sang	stood	blanket	pig

Complete the sentences using the verbs from above:

- I _____ an apple every day.
- Let's _____ for some ice cream.
- We _____ still for our picture.
- Tim _____ letter to his cousin.
- We _____ to the playground after school.
- The singer _____ a sad song.



Contractions

A contraction is a shorter way to say two words.

is + not = isn't

An apostrophe will fill the space of the missing letters.

I + am = I'm

We + are = we're

She + will = she'll

He + is = he's

Do + not = don't

you + have = you've

it + is = it's

did + not = didn't

you + would = you'd

they + are = they're

1. Fill in the correct word:

am	are	is	'm not	aren't	isn't
----	-----	----	--------	--------	-------




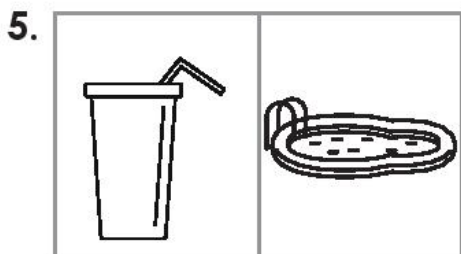

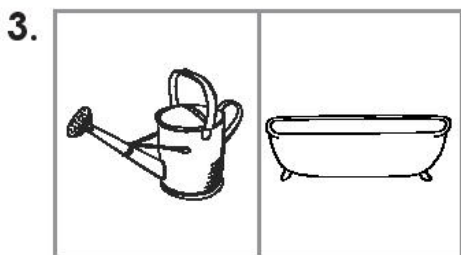

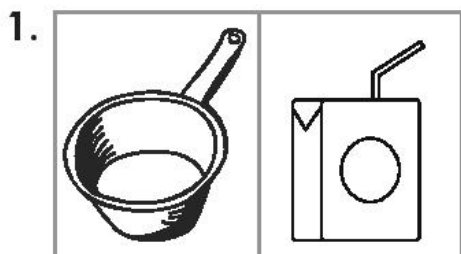
- a) I am not = I _____
- b) You are not = You _____
- c) He is not = He _____
- d) She is not = She _____
- e) It is not = It _____



Comparing Capacity

4

Look at each set of items. **Colour** the object that **holds more**. **Cross out** the object that **holds less**.



Grade 2

Week 12



Computation

Grade 2

Week 12

$11 + 3 = \underline{\quad}$

$9 - 2 = \underline{\quad}$

$7 + 2 = \underline{\quad}$

$18 - 3 = \underline{\quad}$

$13 + 6 = \underline{\quad}$

$15 - 4 = \underline{\quad}$

$11 + 4 = \underline{\quad}$

$8 - 5 = \underline{\quad}$

$14 + 4 = \underline{\quad}$

$19 - 3 = \underline{\quad}$

$12 + 8 = \underline{\quad}$

$10 - 2 = \underline{\quad}$

$11 + 7 = \underline{\quad}$

$18 - 5 = \underline{\quad}$

$13 + 4 = \underline{\quad}$

$16 - 4 = \underline{\quad}$

$5 + 5 = \underline{\quad}$

$9 - 6 = \underline{\quad}$

$1 + 7 = \underline{\quad}$

$15 - 2 = \underline{\quad}$



Sight words puzzle

5

Read the words below, find and colour them in the word search:

x	y	b	e	o	p	q	h	e
m	r	f	u	n	n	y	a	f
t	h	e	y	a	e	r	v	l
h	t	l	r	t	h	e	e	o
a	u	w	u	m	s	s	h	o
t	o	i	o	p	l	a	y	k
g	n	l	w	a	s	b	u	t
r	w	l	i	t	t	l	e	s

Grade 2

Week 12

on	the	but	out	the
funny	play	look	little	he
she	at	be	have	there
will	our	was	that	



Problem solving

1. Sam has 15 leaves. The wind blew away 9 leaves. How many leaves are left?
-

2. The squirrel collected 20 chestnuts. 13 chestnuts were stolen. How many chestnuts are left?
-

3. Tina has 11 crayons, Johan has 3 less crayons than Tina. How many crayons does John have?
-

4. There were 15 eggs in the basket. Mother made breakfast using 6 of them. How many are left?
-

5. Sam wants 9 sweets. He has 6 sweets. How many more sweets does he need?
-





ESTEEMED STAKEHOLDERS

On behalf of the Ministry of Education Arts and Culture, we wish to take this opportunity to thank you all, who have completed the survey as per our call. The survey has made it possible for all the schools that has completed it fully, to be able to receive the correct number of books in terms of quantities as well as the amount of books needed for languages used.

We are certain that there are schools that has not yet completed due to various challenges and we are kindly requesting the Principals of such schools to get in touch with our office at mobile number +264 81 850 3609 or by email sophy@nmh.com.na to be able to still receive their surveys so that we complete the process.

We are confident that this initiative by the Ministry of Education, Arts and Culture is embraced by all stakeholders and as a distribution partner, we look forward to a productive 2021.

NMH NAMIBIA
MEDIA
HOLDINGS



Success begins with education

Parents will be able to visit the website and watch daily videos or they can subscribe to our Zoshy Telegram channel to receive daily videos. One can also download the PDF version of the book on the website. Also watch our daily show on Active Kids to watch your favourite lessons.



<https://t.me/zoshyonline>



ONLINE

For extra perks!

Register at zoshy

You can save your favourite lessons and find them easier

How does it work?



Easy peasy steps to follow

- Step 1: Find us at www.zoshy.online or scan the QR code
- Step 2: Find your grade and select the year
- Step 3: Choose your language
- Step 4: Choose the week you want to learn out of
- Step 5: Choose lessons from what lessons there are
- Step 6: Download booklet if you do not have it
- Step 7: Watch and follow the teacher as she explains what to do in the book
- Step 8: Follow us on Facebook (Zoshy & Active Kids) to never miss a video
- Step 9: Subscribe to our Zoshy Telegram channel if you want to receive daily updates



www.zoshy.online

In collaboration with the Ministry of Education, Arts and Culture

PRINT

1

Turn the booklet to landscape.



STEPS
HOW TO TEAR & USE
THE BOOKLET

2

Take a ruler & tear the booklet at the top long fold.



3

Fold the booklet in half.



4

The learning journey can start.

