

Grade 2: Week 9 & 10



English

Public Transport & Local Media



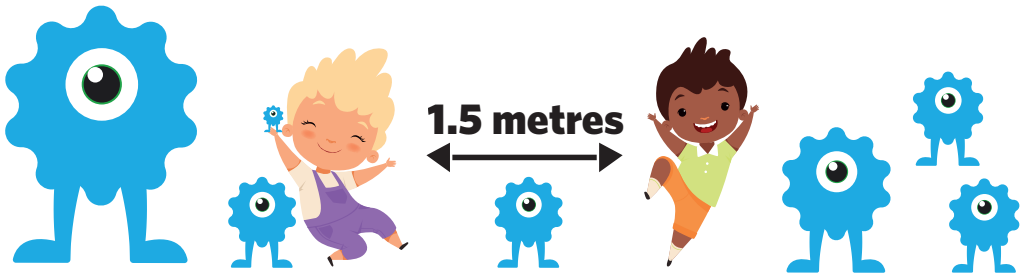
Ministry of Education,
Arts and Culture



NAMIBIAN
COMMUNITY TRUST

unicef 
for every child





These numbers indicate which day you can complete each worksheet! But if you want to, you can work ahead and do the rest as well.

This publication is a collaboration between the Ministry of Education, Arts and Culture and Namibia Media Holdings. This publication is sponsored by the Ministry.

Copyright © Ministry of Education, Arts and Culture. All parts of this publication cannot be reproduced, stored in a retrieval system or transmitted in any form or by any means, electronic, mechanical, photocopying, recording or otherwise without prior permission of the Ministry of Education, Arts and Culture or the Publisher.

Production by: Namibia Media Holdings  **NAMIBIA MEDIA HOLDINGS**

Printing: Newsprint Namibia 



The Ministry of Education, Arts and Culture
www.moe.gov.na



Capital letters

Revision: Capital letters and Full stops

These sentences have got muddled up.
Write them out again. Make sure your sentences start with a capital letter and ends with a full stop.

butterfly The sat flower. the on

1

used rain. my umbrella the I in

2

rabbit carrot. ate crunchy The the

3

school. wrote I story at long a

4

played sand. children The in the

5

said girls favourite All the their colour red. was

6





Sight words

Read and circle the sight words from the word search below.

1. but	3. on	5. our	7. that	9. she
2. they	4. at	6. was	8. he	10. be

Grade 2

Week 9


b	u	t	u	t
a	s	h	e	h
i	h	e	a	a
e	e	y	t	t
o	u	r	h	m
p	n	w	a	s
o	n	b	e	d




Ordering

1


Write the numbers in order from least to greatest:




--	--	--	--




--	--	--	--




--	--	--	--




--	--	--	--



--	--	--	--



--	--	--	--



--	--	--	--

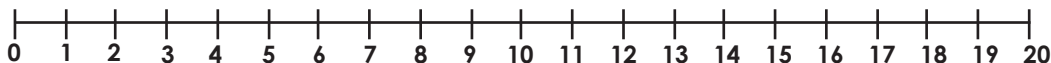
Grade 2

Week 9



Addition & Subtraction

1. Complete the following sums



Number line Subtraction

Finish the number sentences. Use the number line to help you.

$17 - 2 = \square$

$19 - 10 = \square$

$11 - 5 = \square$

$12 - 6 = \square$

$14 - 5 = \square$

$16 - 1 = \square$

$18 - 4 = \square$

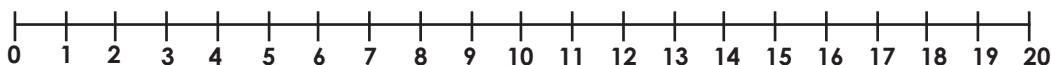
$20 - 15 = \square$

$13 - 8 = \square$

$13 - 3 = \square$

$19 - 8 = \square$

$18 - 9 = \square$



Number line Addition

Finish the number sentences. Use the number line to help you.

$3 + 17 = \square$

$14 + 1 = \square$

$9 + 9 = \square$

$4 + 13 = \square$

$17 + 2 = \square$

$11 + 8 = \square$

$8 + 5 = \square$

$17 + 3 = \square$

$10 + 10 = \square$

$13 + 1 = \square$

$18 + 2 = \square$

$5 + 11 = \square$



Read this story and complete the questions below:

Our class wants to travel to Swakopmund for a fun trip. Could we travel by car? No ways! We will never all fit in the car.

Could we travel by aeroplane? I don't think so. It will cost too much.

Could we travel by bicycle? What! Are you mad? It will take too long to travel by bicycle.

Could we travel by train? I hope not. That is a bumpy ride and it would take a whole day to get there.

Could we travel by boat? No! There is no water along the way.

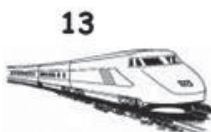
Could we travel by bus? Yes, that will work. We must remember to pack all the things we need on our isit.

1. The class wants to travel to_____.
2. Which transport will cost them too much money?

3. Travelling by_____ will be a bumpy ride.
4. The class travelled by_____ to go to Swakopmund.
5. How do you go to school every morning?

Match words and pictures

bicycle	
bus	
car	1
helicopter	
hot-air balloon	
jet ski	
motorbike	
motor boat	
motor scooter	
plane	
scooter	
ship	
submarine	
train	
van	

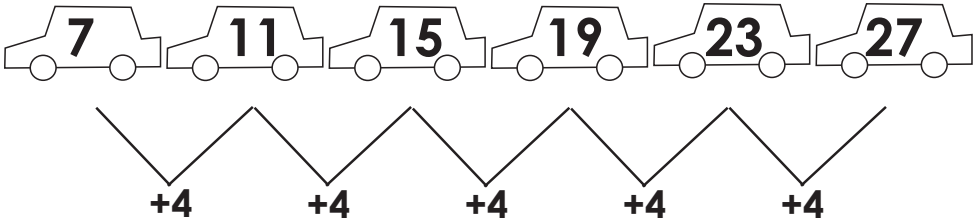


Write the words

- The quickest :
- The fastest :
- The slowest :
- The most comfortable :
- What you have tried :



Count in fours (4)

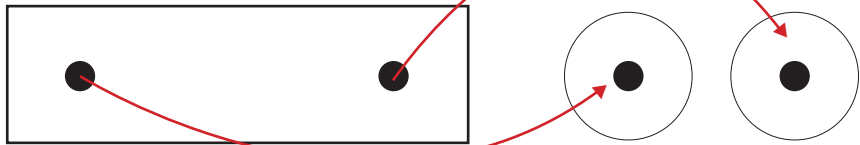



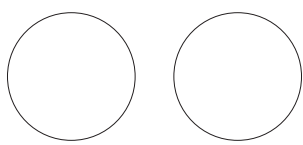
Complete the pattern




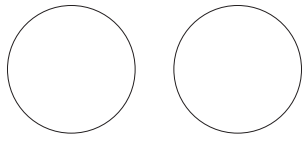
Halving

Half of:

2  is **1**.....

6   is

10   is

4   is

8   is

12   is











14   is

Grade 2

Week 9

Phonics: e

r	w	j	h	a	n	t	p	d
---	---	---	---	---	---	---	---	---

Replace the beginning sound to form a new word:	Choose and write the matching letters from the letters given below:
et	et
en	en
et	et
ed	ed
en	en

Grade 2

Week 9



Verbs

Complete each sentence with the best choice of verb:

walk write build bake climb fall

1. We always _____ to school on nice days.
2. My brother likes to _____ things with Legos.
3. I couldn't wait to _____ the tree and see far away.
4. I am going to help Nana _____ a pie.
5. If Bob isn't careful he will _____ off his bike.

Grade 2

Week 9



Bridging 10

First, make the number up to 10. Then count what's left.

10 + 4 = 14

_____ + _____ = _____

_____ + _____ = _____

_____ + _____ = _____

_____ + _____ = _____

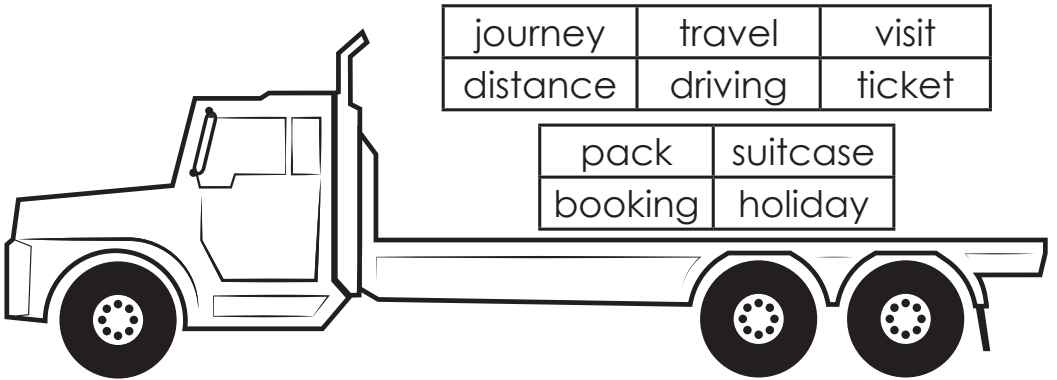
_____ + _____ = _____

_____ + _____ = _____

_____ + _____ = _____

Creative writing

You must be able to read these words about transport:

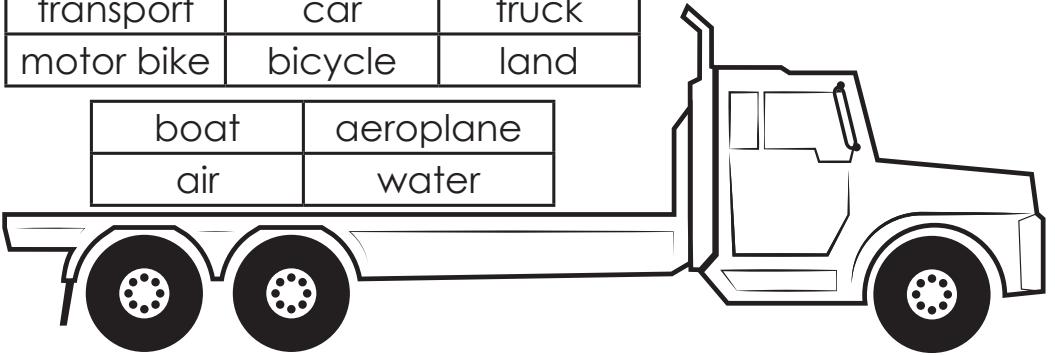


Grade 2

Week 9

transport	car	truck
motor bike	bicycle	land

boat	aeroplane
air	water




Choose any 5 words and make your own sentences. Remember your **capital letters** and **full stops**.


Capacity

Compare the volume of liquid.
Write 'more' or 'less' in the boxes:


1.




2.




3.




4.



5.























6.



Data handling

This is how the children came to school on Monday.
Each symbol show how one child got to school.

Walk							
Car							
Bike							
Bus							

Grade 2

Week 9

- How many children walked to school? _____
- How many children came by bike? _____
- How many children came by car? _____
- How many children came on the school bus? _____
- How many children did not walk? _____
- How did most children come to school that day? _____



Look at the picture. Read the words and complete the word puzzle:

TV	radio	newspaper
magazine	computer	telephone

1 s
m

2 m a

3 r

4 t

5 n p

h

6 o

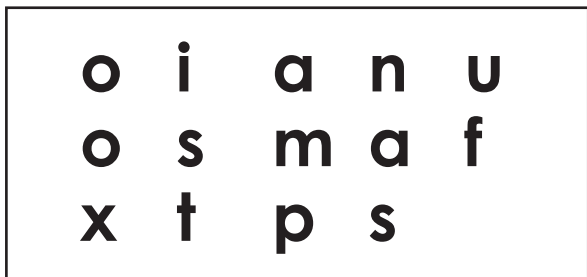
7 t e

Grade 2

Week 10

Constructing 2-3 letter words

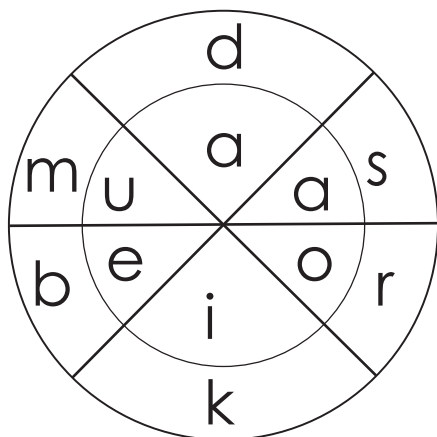
1. Use the vowels and consonants to build your 2 letter words.



Example: an

Grade 2

2. Look at the letters in the wheel and write 3 letter words you see on the lines



Week 10



Bridging the 10

Make 10 to help you solve the problem.

$$6 + 4 + 8 = \square$$

Diagram: A circle containing the number 10 is connected by lines to the numbers 6 and 4 in the equation above.

$$7 + 3 + 2 = \square$$

Diagram: A circle is connected by lines to the numbers 7 and 3 in the equation above.

$$4 + 6 + 4 = \square$$

Diagram: A circle is connected by lines to the numbers 4 and 6 in the equation above.

$$9 + 1 + 4 = \square$$

Diagram: A circle is connected by lines to the numbers 9 and 1 in the equation above.

$$1 + 8 + 2 = \square$$

Diagram: A circle is connected by lines to the numbers 8 and 2 in the equation above.

$$5 + 5 + 3 = \square$$

Diagram: A circle is connected by lines to the numbers 5 and 5 in the equation above.

$$5 + 5 + 5 = \square$$

Diagram: A circle is connected by lines to the numbers 5 and 5 in the equation above.

$$8 + 2 + 3 = \square$$

Diagram: A circle is connected by lines to the numbers 8 and 2 in the equation above.

$$1 + 7 + 3 = \square$$

Diagram: A circle is connected by lines to the numbers 7 and 3 in the equation above.

$$6 + 4 + 2 = \square$$

Diagram: A circle is connected by lines to the numbers 6 and 4 in the equation above.

$$9 + 1 + 7 = \square$$

Diagram: A circle is connected by lines to the numbers 9 and 1 in the equation above.

$$7 + 3 + 4 = \square$$

Diagram: A circle is connected by lines to the numbers 7 and 3 in the equation above.



Plurals

Write the plural words: Add 's or 'es.

Hint: For nouns ending in s, ch, sh, or x; add -es at the end.

newspaper



watch



apple



cat



Grade 2

car



brush



Week 10

box



sandwich



cellphone



book



Conjunctions

Complete the sentences using the conjunctions from the box. Use each word only once.

and	or	before	
because	but	so	after

- Let's go to the bakery..... get a treat.
- You will need to put your coat on.....we go.
- I'll open the door..... we can go in.
- Would you prefer a pink blue cupcake?
- Would you prefer to get a phone..... a tablet?
- They both look good, you can only choose one.
- We can go to the park we finish eating.



Measurement: Weight

Order the items in each row from 1 to 3. Use the 1 for the heaviest item and 3 for the lightest.

a.







b.







c.







d.











Geometry: 2D Shapes

Cut out the shapes and arrange them to make your own shape picture.



Grade 2

Week 10





Digraphs

A digraph is a blend of two letters that makes a sound.

1. Say the name of the picture at the beginning of the row.
2. Circle the word that begins with the same sound as the picture.



ship city happy hay



sun snip apple ants



brush cheese bows cans


Say the name of the pictures at the beginning of the row. Circle the word that **begins with the same sound** as the picture.



comb girl bunny key



shirt hard boy mail



rabbit many cat white

Grade 2

Week 10



Diphthongs

e and w = ew

Choose the correct word to complete each sentence.

1. The wind _____ the tree down. (**blew / flew**)
2. Dad bought a _____ car. (**few / new**)
3. My puppy likes to _____ (**chew / crew**) my toys.
4. The birds _____ south for the winter. (**flew / knew**)
5. Mom is a _____ minutes late. (**new / few**)
6. I _____ a picture of a dog. (**crew / drew**)
7. My mom made _____ for dinner. (**dew / stew**)
8. I love to _____ bubble gum. (**new / chew**)



Problem solving

4

Read the following word sums and answer the questions in the space provided.

1. On Wednesday dad fixed 12 televisions in his shop. Thursday he fixed 5 more. How many televisions has dad fixed altogether?

2. My 3 friends and I sell newspapers. If each one of us sells 5 newspapers. How many newspapers have we sold altogether?

3. Sam has to write 15 letters. He has only written 7 letters. How many more letters does he have to write?

4. In your class, only 12 of the 20 learners were at school. How many learners were absent?

5. Dan is inviting 20 friends to his birthday party. He only sent 13 invitations. How many more invitations should he send?

6. You have 18 birthday gifts. Half of them were from your family, the rest came from friends. How many gifts did your friends give you?

7. There are 10 houses in our street. Each house has 3 televisions. How many televisions are there altogether?

8. You saved N\$5 for your birthday. Mom gives you N\$3 and dad gives you N\$10. How much money do you have now?

Grade 2

Week 10



Tens and Units

5


Each bundle has 10 sticks. Count the sticks then write the number of tens and units.



tens	units




tens	units



tens	units



tens	units



tens	units



tens	units



Creative writing

5

29

Read the story below and write 5 sentences to complete the story.

Ann is having a birthday party. She wants to invite all her friends. She tells them about all the nice things that will happen at her party. Everyone coming to the party must wear a pink shirt and

Grade 2

Week 10



$7 - 4 = \underline{\quad}$

$28 - 26 = \underline{\quad}$

$19 - 2 = \underline{\quad}$

$29 - 22 = \underline{\quad}$

$18 - 7 = \underline{\quad}$

$5 - 5 = \underline{\quad}$

Grade 2

$9 - 5 = \underline{\quad}$

$15 - 12 = \underline{\quad}$

$6 - 6 = \underline{\quad}$

$17 - 15 = \underline{\quad}$

Week 10

$11 - 4 = \underline{\quad}$

$18 - 12 = \underline{\quad}$

$18 - 4 = \underline{\quad}$

$13 - 12 = \underline{\quad}$

$17 - 14 = \underline{\quad}$

$15 - 13 = \underline{\quad}$

$19 - 16 = \underline{\quad}$

$20 - 19 = \underline{\quad}$

$17 - 5 = \underline{\quad}$

$9 - 5 = \underline{\quad}$





ESTEEMED STAKEHOLDERS

On behalf of the Ministry of Education Arts and Culture, we wish to take this opportunity to thank you all, who have completed the survey as per our call. The survey has made it possible for all the schools that has completed it fully, to be able to receive the correct number of books in terms of quantities as well as the amount of books needed for languages used.

We are certain that there are schools that has not yet completed due to various challenges and we are kindly requesting the Principals of such schools to get in touch with our office at mobile number +264 81 850 3609 or by email sophy@nmh.com.na to be able to still receive their surveys so that we complete the process.

We are confident that this initiative by the Ministry of Education, Arts and Culture is embraced by all stakeholders and as a distribution partner, we look forward to a productive 2021.

NMH NAMIBIA
MEDIA
HOLDINGS



Success begins with education

Parents will be able to visit the website and watch daily videos or they can subscribe to our Zoshy Telegram channel to receive daily videos. One can also download the PDF version of the book on the website. Also watch our daily show on Active Kids to watch your favourite lessons.



<https://t.me/zoshyonline>



For extra perks!

How does it work?



Easy peasy steps to follow

Register at zoshy

You can save your favourite lessons and find them easier



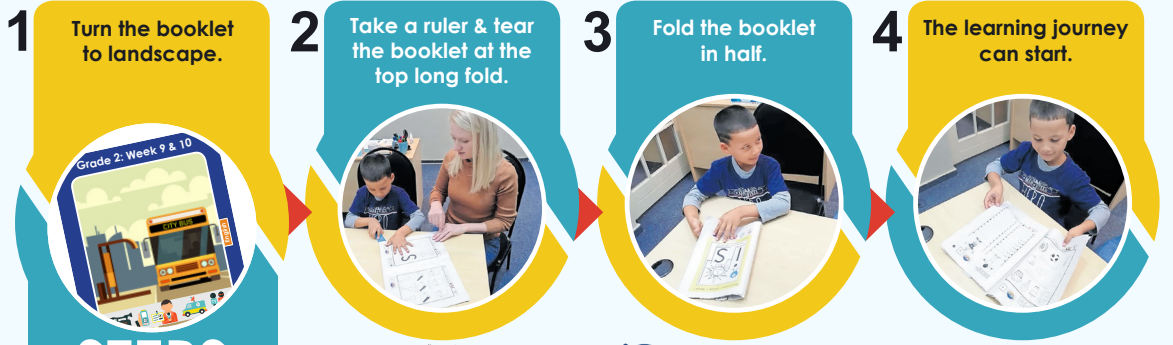
- Step 1: Find us at www.zoshy.online or scan the QR code
- Step 2: Find your grade and select the year
- Step 3: Choose your language
- Step 4: Choose the week you want to learn out of
- Step 5: Choose lessons from what lessons there are
- Step 6: Download booklet if you do not have it
- Step 7: Watch and follow the teacher as she explains what to do in the book
- Step 8: Follow us on Facebook (Zoshy & Active Kids) to never miss a video
- Step 9: Subscribe to our Zoshy Telegram channel if you want to receive daily updates



www.zoshy.online

In collaboration with the Ministry of Education, Arts and Culture

PRINT



STEPS
HOW TO TEAR & USE
THE BOOKLET

