

Grade 2: Week 7 & 8

English



Customs & Building Materials



Ministry of Education,
Arts and Culture

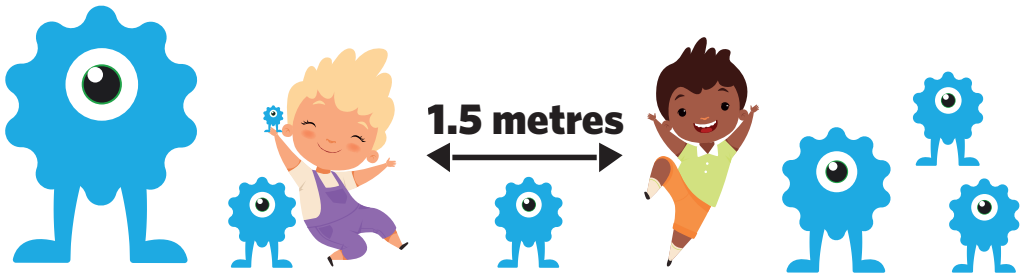


NAMIBIAN
COMMUNITY TRUST

unicef 
for every child



ONLINE SCHOOL



These numbers indicate which day you can complete each worksheet! But if you want to, you can work ahead and do the rest as well.

This publication is a collaboration between the Ministry of Education, Arts and Culture and Namibia Media Holdings. This publication is sponsored by the Ministry.

Copyright © Ministry of Education, Arts and Culture. All parts of this publication cannot be reproduced, stored in a retrieval system or transmitted in any form or by any means, electronic, mechanical, photocopying, recording or otherwise without prior permission of the Ministry of Education, Arts and Culture or the Publisher.

Production by: Namibia Media Holdings  **NAMIBIA MEDIA HOLDINGS**

Printing: Newsprint Namibia  **newsprint**



The Ministry of Education, Arts and Culture
www.moe.gov.na



Customs

Read the story and complete the questions below:

Rauna in the kitchen

Rauna loves to cook. She looks in a book to see what to cook. "What looks good to cook?" asks Rauna.

Rauna wants meat to eat. "Meat is a tasty treat to eat", she says. But Rauna has no meat in the little hut. She takes a seat to sit and think. There is no meat to eat but there are beans in a basket. There is rice in a bucket. There are fat mopane worms in a tin.


Rauna looks happy. "There is no meat to eat in my hut but I have beans and rice and mopane worms. I will still have a tasty treat to eat!"

1. The child's name in the story is _____.

2. What does she love to do?

3. Oops! There was a problem in Rauna's kitchen. Can you say what it is?

4. Write all the food names mentioned in the story here:



Short Vowels: a, e, i, o, u
Fill in the missing short vowels:



d _ _ g



p _ _ n



b _ _ t



p _ _ g



b _ _ s



h _ _ n



s _ _ n



b _ _ x



c _ _ t

1. Do these sums without using your counters:

- $10 - 2 =$ _____
- $8 - 5 =$ _____
- $5 - 4 =$ _____
- $7 - 6 =$ _____
- $9 - 3 =$ _____
- $5 + 3 =$ _____
- $5 + 4 =$ _____
- $9 - 2 =$ _____
- $8 + 2 =$ _____
- $4 + 3 =$ _____
- $6 + 4 =$ _____
- $7 + 1 =$ _____

2. The number 13

13	
	77
	12
	8
	10
	9
	11

13	
	5
	1
	13
	4
	3
	6



Measurement: Time

The Season is _____

March 2021

Sunday	Monday	Tuesday	Wednesday	Thursday	Friday	Saturday
	1	2	3	4	5	6
7	8	9	10	11	12	13
14	15	16	17	18	19	20
21	22	23	24	25	26	27
28	29	30	31			

Today's date is: _____

Yesterday's date was: _____

Tomorrow's date will be: _____

Grade 2

Week 7

- How many days are in March?

- What day did February finish on?

- What day will March finish on?

- What day will it be on the first of April?


What day will it be on the:

- 2nd of March _____
- 9th of March _____
- 21st of March _____
- 3rd of March _____



I like building sentences.

Unscramble the words to make a sentence. Remember sentences begin with a **capital letter**.



The hot. pot is

.....
.....
.....



has Dad pen. a

.....
.....
.....



The wet. top is

.....
.....
.....



is It Tom's bib.

.....
.....
.....



has Kit nap. a

.....
.....
.....

Grade 2

Week 7



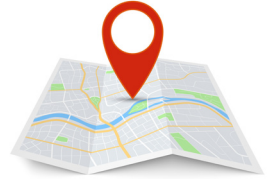
Build "a" words

Unscramble the letters to form a word

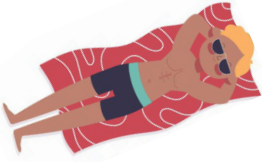
1. bta= _____



6. mpa= _____



2. nta= _____




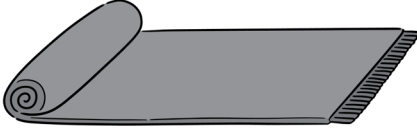
7. mda= _____



Grade 2

3. tma= _____

8. nfa= _____



Week 7

4. pna= _____

9. nva= _____



5. tca= _____

10. pna= _____



Counting

Fill in the numbers:

Which number comes after?			Which number comes in between?			Which number comes before?		
10	12		12		14		13	15
9	10		15		17		4	6
10	15		20		40		10	12
4	6		8		10		17	18
3	6		9		11		22	24
50	55		30		32		6	9
25	27		22		24		67	68
60	65		55		57		89	90
89	99		78		80		99	100

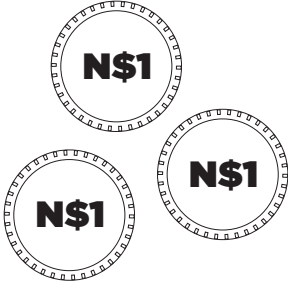
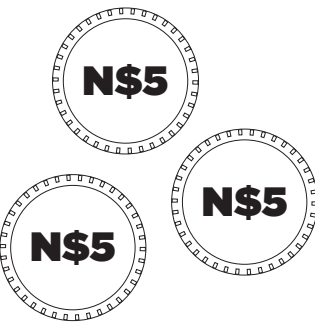

Count backwards in two's:

18		14							
25	23								
55	53								
22	20								



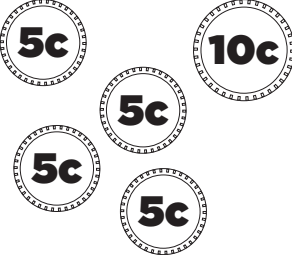


Measurement: Money




Write the amount of money for the following:

 <p>Three N\$1 coins.</p> <p>= _____</p>	 <p>Three N\$5 coins.</p> <p>= _____</p>	 <p>One 50c coin and two 10c coins.</p> <p>= _____</p>
---	---	--

Grade 2

 <p>Four 5c coins.</p> <p>= _____</p>	 <p>Five 10c coins.</p> <p>= _____</p>	 <p>Two 5c coins and two 10c coins.</p> <p>= _____</p>
---	--	---

Week 7

 <p>Two 50c coins and one 10c coin.</p> <p>= _____</p>	 <p>One 50c coin, one 10c coin, and two 5c coins.</p> <p>= _____</p>	 <p>One N\$1 coin, one 50c coin, and one N\$5 coin.</p> <p>= _____</p>
---	---	--



Possessive pronouns

number	person	possessive pronoun
singular	I, me	mine
	you	yours
	he, she	his, hers
plural	us	ours
	you	yours
	they	theirs

Fill in the blanks with the correct possessive pronouns:

Eg. I like your dress. Do you like **mine? (I)**

1. These dogs are so cute. Which one is _____? (**you**)
2. I found your book, but I can't find _____. (**I**)
3. Anna likes Mary's shoes, but she doesn't like _____. (**she**)
4. That is not your party, it's _____. (**we**)
5. I didn't have my book, so Luke lent me _____. (**he**)
6. Olivia and Jack don't like your car. Do you like _____. (**they**)



Possessive pronouns

Choose the best answer to complete each sentence:

1. Are those lovely kids _____?

a.my b.him c.yours d.they

2. The jacket is _____, I have just bought it.

a.our b.my c.me d.mine

3. My painting is ok, but I like _____ much more.

a.her b.hers c.your d.our

4. Her eyes are green and _____ are blue.

a.his b.he c.my d.they

5. That's not their house. _____ is much bigger.

a.You b.They c.My d.Theirs

6. The red car is _____, not the yellow one.

a.your b.ours c.its d.our



2D Shapes

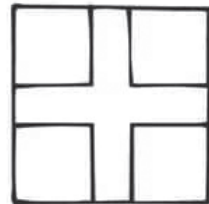

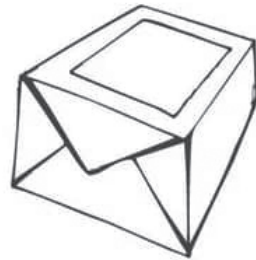
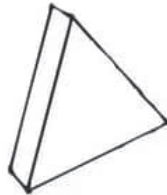
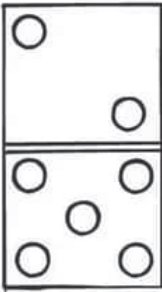
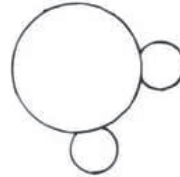
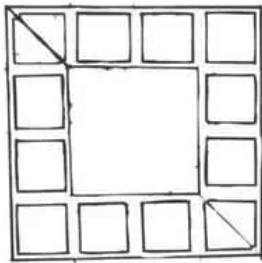
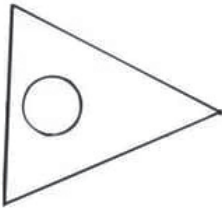

I know my shapes.

Colour all the circle **red**.

Colour all the triangles **green**.

Colour all the rectangles **blue**

Colour all the squares **orange**.



Word sums:

How do we do word sums?

1. Read the sum carefully.
2. Circle the numbers.
3. Draw the sum if you are struggling.
4. Is it a plus or a minus sum?
5. Write and do the sum.

Example:

Peter has 4 apples.

Sam has 3 apples.

How many apples do they have together?

●●●● + ○○○

It is a plus sum.

$4 + 3 = 7$ apples

Do the following word sums:

Grade 2

1. Mark has 9 pens. Only 5 of his pens still has ink.
How many pens are empty?

Week 7

2. Maria has 2 sons, each son has 5 cars.
How many cars do they have all together?

3. Johan has 6 balls, Dan has 3 balls and Karel has 7 balls.
How many balls do they have all together?

4. Mary has 7 toffies. She eats 3 toffees and buys 4 more.
How many toffies does she have now?



Creative writing

friend's name



play



soccer



culture



cards/netball



dolls



colour



we like

Use the above words to write a story about your friend:



Data handling:

Amber drew a graph showing the amount of money she spent on cultural activities for the month of March.

80					
70					
60					
50					
40					
30					
20					
10					
N\$	Sport	Art	Drama	Choir	Dance

Answer the following questions:

1. How much money did Amber spend on drama?
2. How much money did Amber spend on sport?
3. On which activity did she spend the same amount of?
4. How much money did she spend on art, drama and dance together?
.....

Answer the following questions:

5. How much more money did she spend on dance than on art?
.....
6. How much money did she spend on art and choir?
.....
7. How much more money did she spend on sport than on choir?
.....
8. On what activity did she spend the least money?
.....



Building materials

The three little pigs

Draw lines to match the pictures with the story.



The pig built his house out of bricks. The wolf could not blow it down and got angry.



The pig built his house out of straw and the wolf blew it down.



The wolf tried to trick the little pig.



The pig built his house out of sticks and the wolf blew it down.



The wolf climbed down the chimney. He fell into the pot on the fire.

Story of Sam and Dad

Dad has a ham. It is on the pan. Sam has a jam. It is on the jar. Sam was sad. He has no ham. Dad was sad, too. He has no jam.

Grade 2

Circle the correct answer:

- Dad has a: **pan**
: jar
: ham
- Where is the ham? : **on the jar**
: on the pan
: in the jar
- Dad was with: **Pam**
: Sara
: Sam



Week 8

Answer these questions:

- Why was Dad sad?

- Where is the jam?



Decompose

Decompose the numbers below.

Example: $23 = 20 + 3$

• $17 = \dots + \dots$

• $96 = \dots + \dots$

• $74 = \dots + \dots$

• $31 = \dots + \dots$

• $55 = \dots + \dots$

• $89 = \dots + \dots$

• $42 = \dots + \dots$

• $68 = \dots + \dots$

• $26 = \dots + \dots$

Place value

Write the place value of the underlined digit.

Example: $\underline{4}5 = 4 \text{ tens}$

Example: $7\underline{1} = 1 \text{ unit}$

• $\underline{4}8 = \dots$

• $7\underline{7} = \dots$

• $\underline{6}2 = \dots$

• $2\underline{4} = \dots$

• $\underline{5}5 = \dots$

• $\underline{8}5 = \dots$

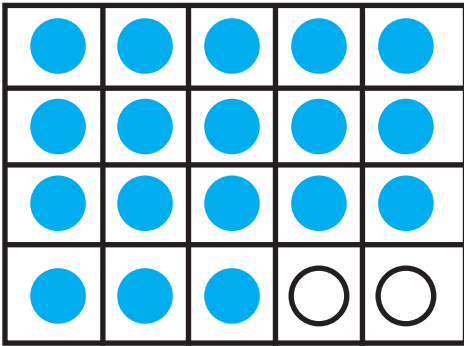
• $2\underline{2} = \dots$

• $\underline{3}8 = \dots$

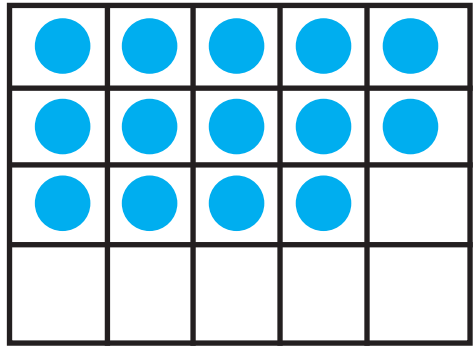


Fill up the twenty frame.

Write the number of dots you added on the line.

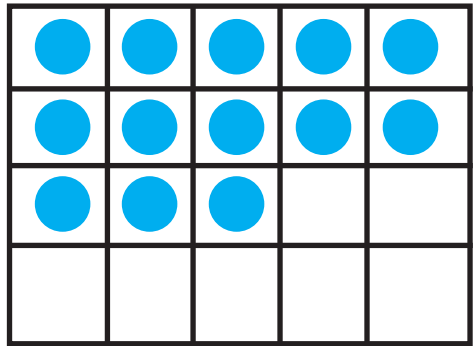
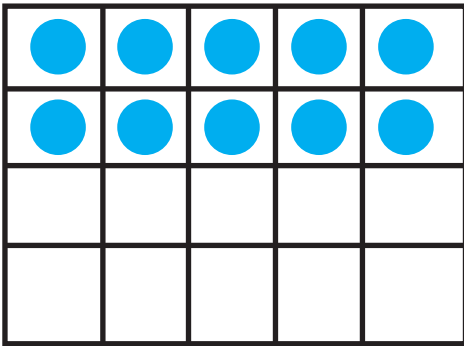
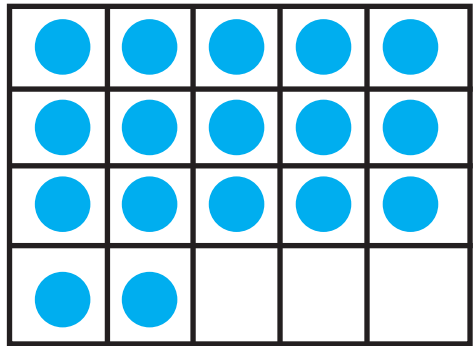
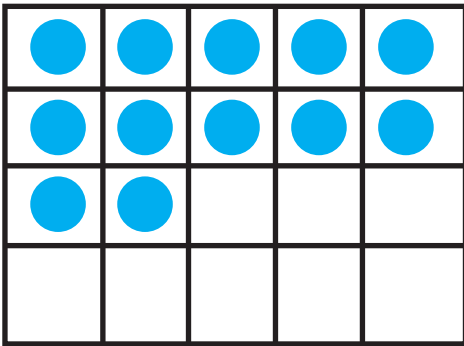


2



Grade 2

Week 8




Verbs are action words

Read and match the words with the correct picture:

run	brush	skip	read	kick	eat
-----	-------	------	------	------	-----



Grade 2



Week 8

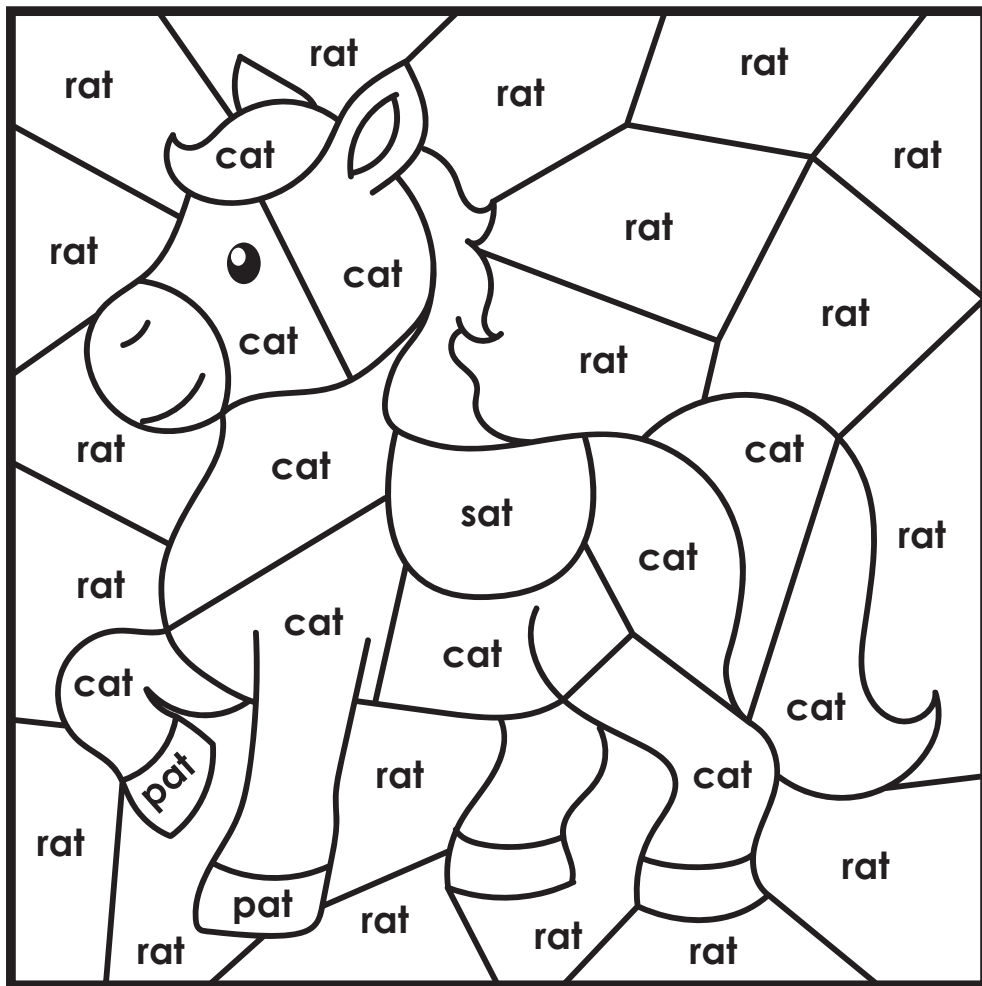
Write your own 3 action word (verbs).

.....



Phonics

Colour by code:



Code:

cat= brown

sat= red

pat= black

fat= pink

rat= yellow

Grade 2

Week 8



Skip counting

Complete the patten

Count by 2's	2	4				
Count by 3's	3	6				
Count by 5's	5	10				
Count by 10's	10	20				

Grade 2

Week 8



Analogue

Complete the following sums.
Use the first completed sum as your example.

Decade numbers

$$\bullet \quad 2 + 4 = 6 \quad \longrightarrow \quad 20 + 40 = 60$$

Grade 2

$$\bullet \quad 1 + 1 = \dots \longrightarrow \dots + \dots =$$

$$\bullet \quad 3 + 1 = \dots \longrightarrow \dots + \dots =$$

Week 8

$$\bullet \quad 1 + 4 = \dots \longrightarrow \dots + \dots =$$

$$\bullet \quad 4 + 2 = \dots \longrightarrow \dots + \dots =$$


$$\bullet \quad 5 + 3 = \dots \longrightarrow \dots + \dots =$$

$$\bullet \quad 7 + 2 = \dots \longrightarrow \dots + \dots =$$


$$\bullet \quad 3 + 1 + 1 = \dots \longrightarrow \dots + \dots =$$



Present simple tense



You Like



He likes

Complete these sentences with the correct verb.
 Add **-s** or **-es** where necessary:

1. She _____ volleyball. (**play**)
2. We _____ our homework. (**do**)
3. They _____ at that house. (**live**)
4. You _____ every day. (**study**)
5. He _____ his hands before eating. (**wash**)
6. The dog _____ lots of water. (**drink**)
7. We _____ three pieces of fruit every day. (**eat**)



Measurement: Length

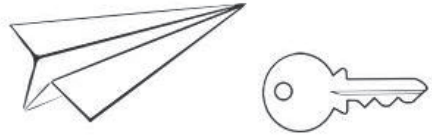
Look and compare the objects.

Write if it's **longer** or **shorter**:

The key is _____ than the paper plane.

Longer

shorter

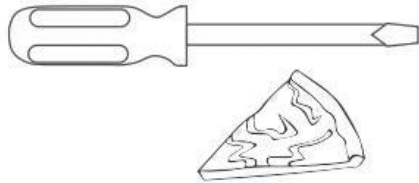


Grade 2

The screwdriver is _____ then the pizza part

Longer

shorter




Week 8

The hand is _____ then the ice-cream.

Longer

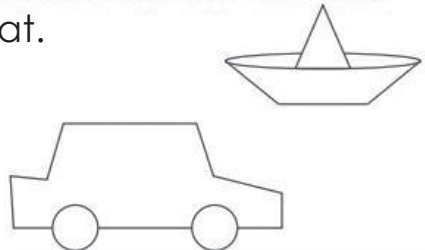
shorter



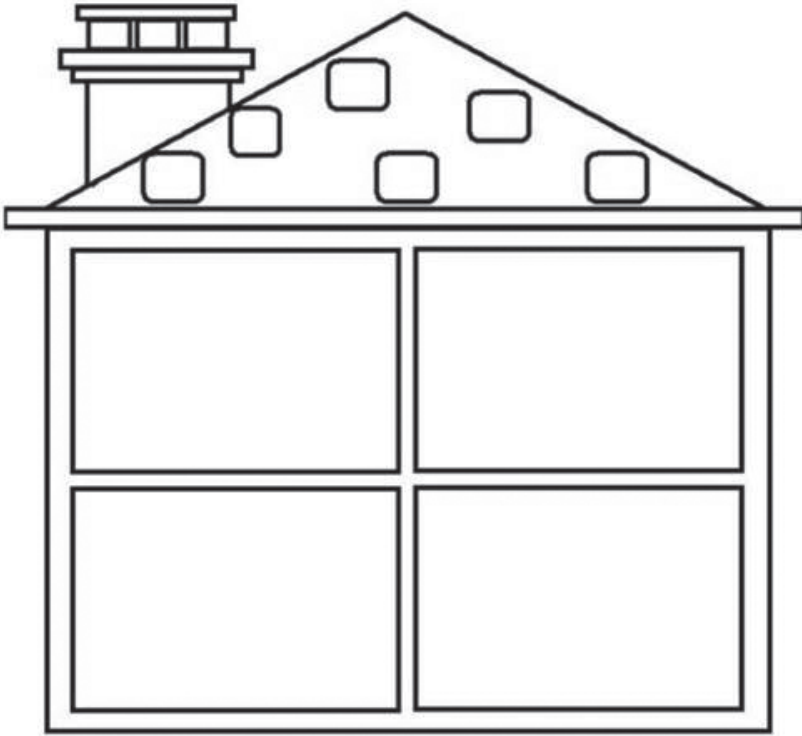
The car is _____ then the boat.

Longer

shorter



The house



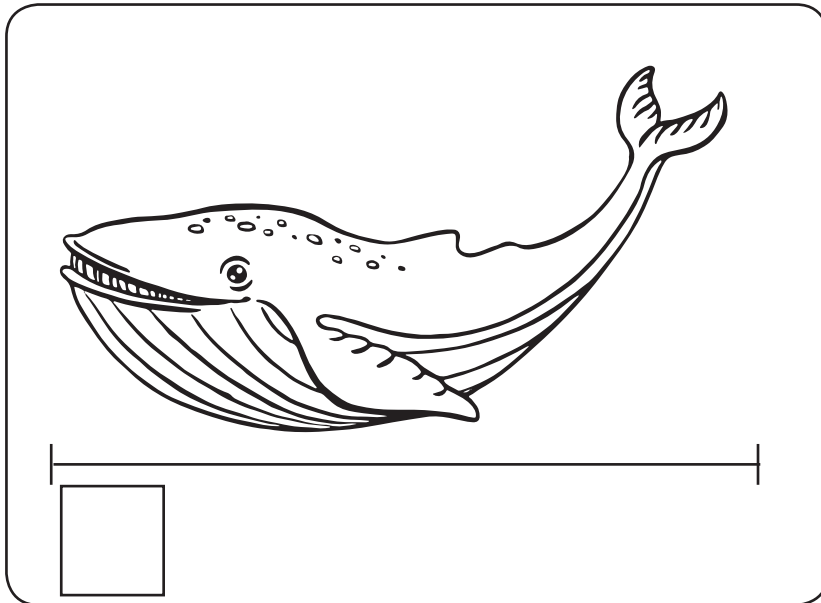


1. Unscramble the letters and write the correct word in the box:

2. Cut out the pictures above and paste in the correct room.



Length

Cut out the ruler. Measure the length of the images write how many block it took.



1
2
3
4
5
6
7
8
9
10
11
12
13
15
16

Grade 2

Week 8







ESTEEMED STAKEHOLDERS

On behalf of the Ministry of Education Arts and Culture, we wish to take this opportunity to thank you all, who have completed the survey as per our call. The survey has made it possible for all the schools that has completed it fully, to be able to receive the correct number of books in terms of quantities as well as the amount of books needed for languages used.

We are certain that there are schools that has not yet completed due to various challenges and we are kindly requesting the Principals of such schools to get in touch with our office at mobile number +264 81 850 3609 or by email sophy@nmh.com.na to be able to still receive their surveys so that we complete the process.

We are confident that this initiative by the Ministry of Education, Arts and Culture is embraced by all stakeholders and as a distribution partner, we look forward to a productive 2021.

NMH NAMIBIA
MEDIA
HOLDINGS



Success begins with education

Parents will be able to visit the website and watch daily videos or they can subscribe to our Zoshy Telegram channel to receive daily videos. One can also download the PDF version of the book on the website. Also watch our daily show on Active Kids to watch your favourite lessons.



<https://t.me/zoshyonline>



Register at zoshy

You can save your favourite lessons and find them easier

Easy peasy steps to follow

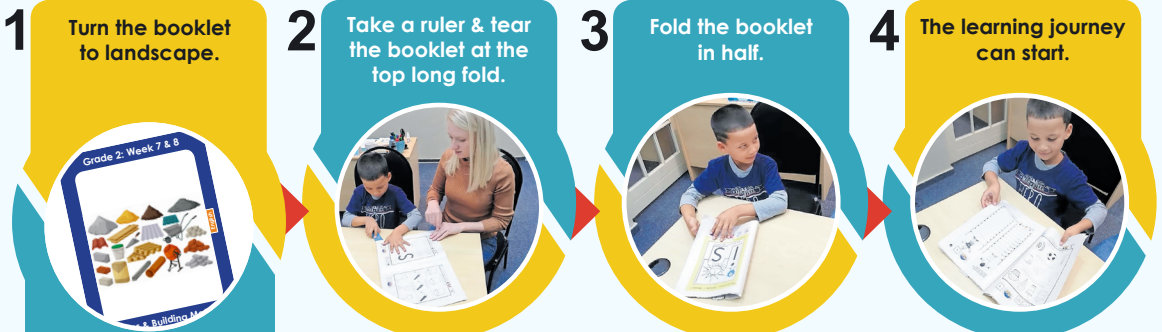
- Step 1: Find us at www.zoshy.online or scan the QR code
- Step 2: Find your grade and select the year
- Step 3: Choose your language
- Step 4: Choose the week you want to learn out of
- Step 5: Choose lessons from what lessons there are
- Step 6: Download booklet if you do not have it
- Step 7: Watch and follow the teacher as she explains what to do in the book
- Step 8: Follow us on Facebook (Zoshy & Active Kids) to never miss a video
- Step 9: Subscribe to our Zoshy Telegram channel if you want to receive daily updates



www.zoshy.online

In collaboration with the Ministry of Education, Arts and Culture

PRINT



STEPS
HOW TO TEAR & USE
THE BOOKLET

