

Grade 2: Week 1 & 2



English

My Family



Ministry of Education,
Arts and Culture

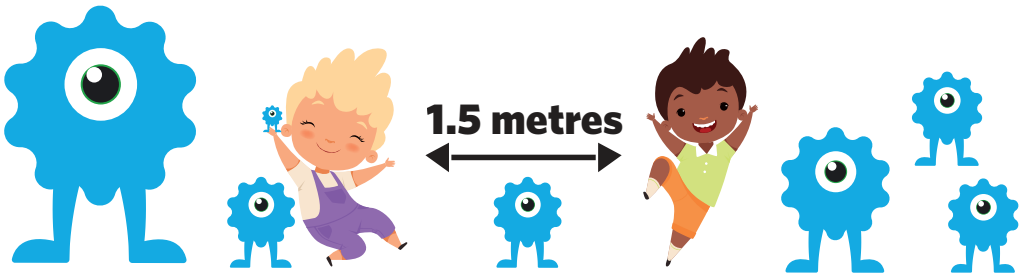


NAMIBIAN
COMMUNITY TRUST

unicef 
for every child



ONLINE SCHOOL



- 1
- 2
- 3
- 4
- 5

These numbers indicate which day you can complete each worksheet! But if you want to, you can work ahead and do the rest as well.

This publication is a collaboration between the Ministry of Education, Arts and Culture and Namibia Media Holdings. This publication is sponsored by the Ministry.

Copyright © Ministry of Education, Arts and Culture. All parts of this publication cannot be reproduced, stored in a retrieval system or transmitted in any form or by any means, electronic, mechanical, photocopying, recording or otherwise without prior permission of the Ministry of Education, Arts and Culture or the Publisher.

Production by: Namibia Media Holdings

Printing: Newsprint Namibia



Read the words in the boxes below
Vocabulary and sight words

Vocabulary:

Sightwords:



mom/mother

my



dad/father

is



parents

a

sister

I



brother

always

siblings

go



family

members

My Family

There are 5 members in my family: me, my mom, my dad, my brother, and my sister.

My dad is 49 years old. He is a doctor.

My mom is 48 years old. She is a teacher.

They are my parents.

My brother Dan and my sister Ann are my siblings.

We always go shopping together.

I love my family.

**After you read the story,
answer these questions:**

1. How many members are in this family?
2. Does mother go to work?
3. What work does father do?

Answers:

1. _____

2. _____

3. _____



Read these words and find them in the story on page 4.

Colour the words you find in the story on page 4.

are

own

love

there

siblings

members

parents

mom

whole

the

own

must

Draw a picture of you and your family.

Grade 2

Week 1

Complete the sentences.

My name is _____ .

I am _____ years old.

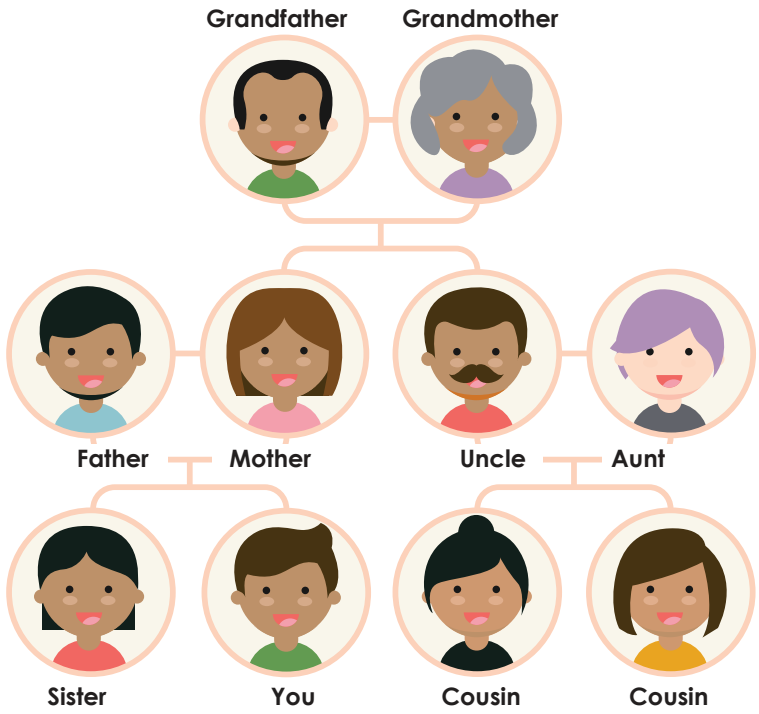
My birthday is on the _____ .

I have _____ hair and _____ eyes.

I am a member of the _____ family.

I like _____ very much.





Complete the sentences.

Your immediate family members are: (Write in the blocks)

Your extended family members are: (Write in the blocks)

Choose from the wordbox below to name the things you can see in the picture.



dog	ball	helmet	girl
boy	grass	store	cat
tree	bug	town	mom
teacher	rock	flower	dad
cloud	rain	path	bicycle

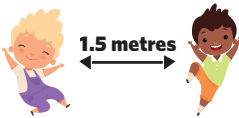


Relationships

3

Below is a table showing family relationships. Match the family member to the relationships.

Family member	Relationships
aunt	brother's daughter
uncle	father's sister
niece	brother's son
nephew	mother's brother
cousin	mother's father
grandfather	father's mother
grandmother	aunt's daughter



2

3

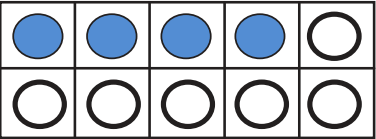
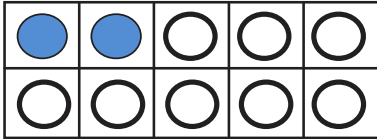
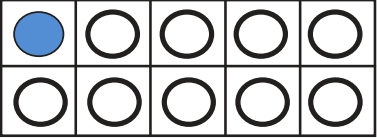
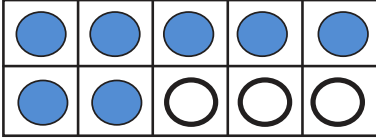
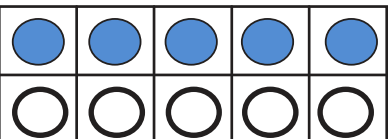
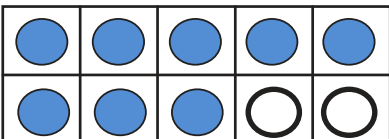
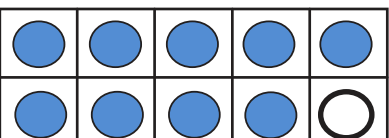
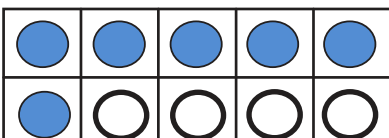
Count in two's.

Count in three's.

	10

	18

Complete the sums

 $4 + 6 = 10$ $10 - 6 = 4$	 $\square + \square = 10$ $10 - \square = \square$
 $\square + \square = 10$ $10 - \square = \square$	 $\square + \square = 10$ $10 - \square = \square$
 $\square + \square = 10$ $10 - \square = \square$	 $\square + \square = 10$ $10 - \square = \square$
 $\square + \square = 10$ $10 - \square = \square$	 $\square + \square = 10$ $10 - \square = \square$



1.5 metres



Colour all even numbers from 1-30 green in the table below.

Colour all odd numbers from 1-20 red in the table below.

1	2	3	4	5	6	7	8	9	10
11	12	13	14	15	16	17	18	19	20
21	22	23	24	25	26	27	28	29	30
31	32	33	34	35	36	37	38	39	40
41	42	43	44	45	46	47	48	49	50

Complete the table below:

Before	Number	After
	27	
	38	
	16	
	43	

Write the number names:

- 5 = _____
- 10 = _____
- 7 = _____
- 3 = _____




Ordinal numbers

4

Fill in the words and make the sentence correct.

netball	plays	meets	jumps
swimming	soccer	works	gives

Sunday



Monday



Tuesday



Wednesday



Thursday



Friday



Saturday

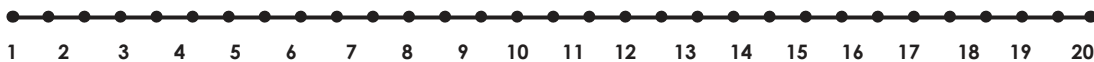


1. On Monday Mary plays _____ .
2. On Tuesday Pedro plays _____ .
3. On Saturday Lily _____ with Bridget.
4. On Sunday Susan _____ in the garden.
5. On Friday Josh goes _____ .
6. On Thursday Lucy _____ her grandmother flowers.
7. On Wednesday Aiden _____ the violin.



Comparison

What is more? Draw a circle around the bigger number.



5 or 19

13 or 12

5 or 8

14 or 17

12 or 11

16 or 8

13 or 14

1 or 11

6 or 16

4 or 17

1 or 12

4 or 10

11 or 10

8 or 17

3 or 12

3 or 13

17 or 6

12 or 10



Subtraction

5


Complete the subtraction sums by crossing out the number shown.



$$5 - 1 = \underline{4}$$



$$7 - 3 = \underline{\quad}$$



$$4 - 1 = \underline{\quad}$$



$$5 - 1 = \underline{\quad}$$



$$6 - 1 = \underline{\quad}$$



$$8 - 2 = \underline{\quad}$$

Fill in the missing numbers.

1		3	4		6				
11				15		17			20
		23			26				
				35				39	
41	42			45		47			
		53					58		
						67		69	
71	72		74			77			80
			84						
91		93		95				99	

1	2		4	5		7	8		10
11		13	14		16	17		19	20
	22	23			26		28	29	
31	32			35					40
41		43	44		46	47			
		53					58		60
61				65				69	
71			74		76	77			80
		83		85			88		
91	92			95		97			100



Trace all the letters

Aa Bb Cc Dd Ee

Ff Gg Hh Ii Jj

Kk Ll Mm Nn Oo

Pp Qq Rr Ss Tt

Uu Vv Ww Xx

Yy Zz




1.5 metres



Write three letter words for each vowel.



ant



egg



ink



ox



up


Grade 2

Week 2

	a	e	i	o	u




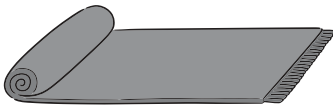
Look at the picture and fill in the missing vowels
a, e, i, o, u



f_x

b_o_g


c_o_p



m_t

x

g_g



f_s_h

c_t

p_g

Grade 2

Week 2



1.5 metres



Capital letters and full stops.

Circle where the capital letters and full stops should be.
Then rewrite the sentences correctly.



Grade 2

Week 2

1. the cat was in the park

2. two mice came down the path

3. the cat ran after the mice













4. he was too slow and the mice hid

5. the mice were very happy

Draw a picture to show the ending of the story.

Grammar: Plural Nouns

Write the plural words: Add 's'

one	many
<p>cat</p> 	<p>cats</p> 
<p>pen</p> 	
<p>pot</p> 	
<p>bat</p> 	
<p>bug</p> 	
<p>pin</p> 	

Grade 2

Week 2

Circle the words that rhyme.



map



pig



bug



cap



car



nut



jar



dog



rag



spin



mug



bag



log



lip



frog



hay



bed



fed



sun



pen

Read the story below and answer the questions.

My School

Mercy: Hi, Lena!

Lena: Hello, Mercy. John, this is my friend, Mercy. She goes to my school.

John: Pleased to meet you, Mercy. Are you having lunch with us?

Mercy: How do you do, John? Yes, I am, thank you. Lena invited me. What are we eating?

John: I'm so hungry I could eat everything

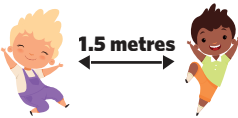
Practice saying these words:

you	two	so	look	could	would	eating	meeting
please	tease	trees	hello	help	hello		
help	heavy	hairy	ever	head			

Fill in the correct word in the sentence:

lunch	introduced	Thank you	polite
--------------	-------------------	------------------	---------------

- Lena Mercy and John to each other.
- They all had..... together.
- It is to greet someone.
- for the delicious lunch.





Read the words below and count the number of syllables:

Word	Syllable	Number of syllables
1. hello	hel - lo	2
2. eating	eat-ing	
3. friend	friend	
4. everything	eve-ry-thing	
5. yes	yes	
6. hungry	hun-gry	

Grade 2

Week 2

Colour in the school



1. Fill in the missing numbers:

51		53		55		57		59	60
61	62		64		66		68		70
71		73		75		77			80
81			84		86		88		90
91		93		95		97			100

2. Arrange the numbers from the smallest to the biggest:

a) 7 5 9 11 15 3
 — — — — — —

b) 25 20 17 1 7 23
 — — — — — —

3. Arrange the numbers from biggest to smallest:

c) 30 32 29 37 40 14
 — — — — — —

d) 55 49 56 60 6 18
 — — — — — —




Problem solving

Read the story sum and write the number sentence:

1. Sara ate 3 slices of bread. John ate 5 slices of bread. How many slices of bread did they eat together?



2. There are 10 apples on the tree. 5 apples were eaten. How many apples are left on the tree?



3. There are 7 boys on the bus. If 3 get off at the next stop, how many boys will be left on the bus?



4. There are 5 red balls, 2 green balls and 1 yellow ball. How many balls are there altogether?





5. There are 9 bananas on the table. Ann eats 5 bananas. How many bananas are left?





Addition


Count the objects, write the numbers and find the sum (1-10).


 $\square + \square = \square$


 $\square + \square = \square$


 $\square + \square = \square$


 $\square + \square = \square$


 $\square + \square = \square$

Grade 2

Week 2

Measurement: Length

5

Number the pencils from 1 - 6 starting with the shortest.



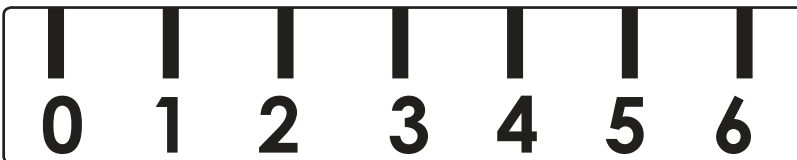








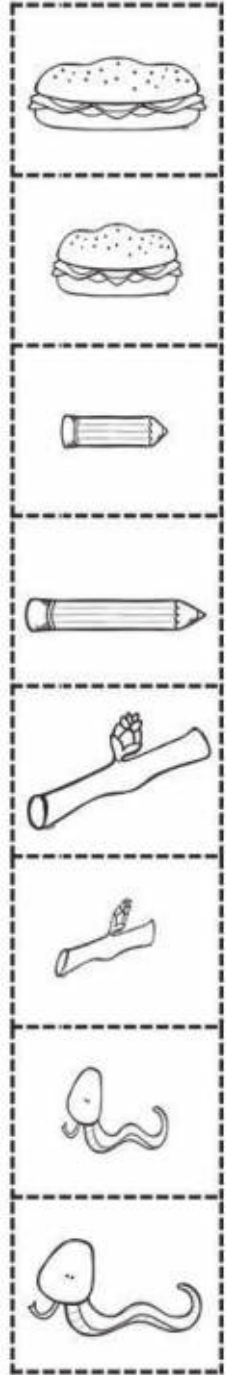




Cut out, sort and paste the pictures.

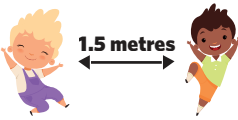
5

SHORTER	LONGER



Grade 2

Week 2





Success begins with education

Parents will be able to visit the website and watch daily videos or they can subscribe to our Zoshy Telegram channel to receive daily videos. One can also download the PDF version of the book on the website. Also watch our daily show on Active Kids to watch your favourite lessons.



<https://t.me/zoshyonline>



ONLINE

For extra perks!

How does it work?



Easy peasy steps to follow

Register at zoshy

You can save your favourite lessons and find them easier



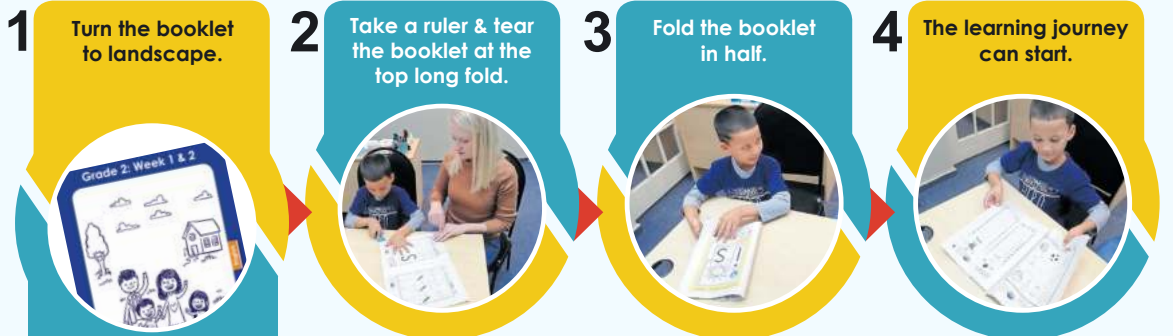
- Step 1: Find us at www.zoshy.online or scan the QR code
- Step 2: Find your grade and select the year
- Step 3: Choose your language
- Step 4: Choose the week you want to learn out of
- Step 5: Choose lessons from what lessons there are
- Step 6: Download booklet if you do not have it
- Step 7: Watch and follow the teacher as she explains what to do in the book
- Step 8: Follow us on Facebook (Zoshy & Active Kids) to never miss a video
- Step 9: Subscribe to our Zoshy Telegram channel if you want to receive daily updates



www.zoshy.online

In collaboration with the Ministry of Education, Arts and Culture

PRINT



STEPS
HOW TO TEAR & USE
THE BOOKLET



DEAR SCHOOL REPRESENTATIVE



LANGUAGE INFORMATION SHEET



Namibia Media Holdings is committed to translate and distribute all Educational booklets for Pre-primary to Grade 3 in various languages. These languages will be printed and distributed in the coming weeks. To assist us, please complete the form below with information regarding your school, region, circuit, languages taught in each grade as well as the number of children per language. This will assist us in accurately distributing all languages across the country.

School: _____
School contact number: _____
School address: _____
Region: _____
Circuit: _____



Language	Amount of children per Grade for each language / Requested copies			
	Pre-primary	Grade 1	Grade 2	Grade 3
English				
Afrikaans				
German				
Khoekhoegawab				
Otjiherero				
Oshikwanyama				
Oshindonga				
Rukwangali				
Silozi				
Thimbukushu				
Other:				

Circuit officer, please provide your contact details below:

Name: _____
Contact number: _____
Address: _____



Signature.....